

**Van Zandt County**  
**Monthly Financial & Investment Report**  
**Month Ending June 30, 2020**

TO BE RECORDED IN THE JULY 22, 2020 MINUTES

OF THE COMMISSIONERS' COURT

BY VAN ZANDT COUNTY CLERK.

SUBMITTED THIS THE 20<sup>TH</sup> DAY OF JULY 2020



Kenny Edwards, Treasurer

The Van Zandt County Commissioners' Court, having reviewed the Treasurer's Report as presented, having taken reasonable steps to ensure its accuracy, and based upon presentations of the Treasurer's Office, does hereby approve the Report, subject to the independent auditor's review and does further order that it be filed with the official minutes of this meeting. {LGC 114.026(c)}

In addition, the below signatures affirm that the Treasurers' Report complies with statutes as referenced. {LGC 114.026(d)}S




Don Kirkpatrick, Van Zandt County Judge

\_\_\_\_\_

Brandon Brown

Commissioner Precinct #1




Virgil Melton, Jr.

Commissioner Precinct #2



Keith Pearson

Commissioner Precinct #3



Tim West

Commissioner Precinct #4

FUND NAME	CHECKING ACCOUNT	CHECKING AMOUNT	TDOA ACCOUNT	TDOA AMOUNT	FUND TOTAL
2020 010 GENERAL FUND	FIN CLEAR AMERICAN CTY JURY	3,337.00	TDOA MBIA	5,827,704.18 1,339.43	6,156,288.86
2020 012 RESERVE FUNDS	FIN CLEAR		TDOA MBIA		
2020 015 SHERIFF CHAPTER 59 FORFEITURE IN CLEAR AMERICAN		2,419.08	TDOA MBIA	16,342.01	18,761.09
2020 016 DA FORFEITURE FUND	FIN CLEAR		TDOA MBIA		
	ESCRROW #1	3,104.37			
	ESCRROW #2	2,680.29			
	ESCRROW #3	1,172.19			
	ESCRROW #4	7,448.67			
	ESCRROW #5	16,361.29			
	ESCRROW #6				
	ESCRROW #7				
	ESCRROW #8	520.67			
	ESCRROW #9				
	ESCRROW #10	29,034.42			
	ESCRROW #11	652.15			
	ESCRROW #12	11,533.68			
	ESCRROW #13				
	ESCRROW #14				
	ESCRROW #15				
	ESCRROW #16				
	ESCRROW #17	7,193.56			
	ESCRROW #18				
	ESCRROW #19				
	ESCRROW #20				
	ESCRROW #21	6,406.29			
	ESCRROW #22	2,308.47			
	ESCRROW #23	8,142.64			
	ESCRROW #24				
	ESCRROW #25				
	ESCRROW #26	1,000.90			
	ESCRROW #27	2,925.13			
	ESCRROW #28	2,712.67			
	ESCRROW #29				
	ESCRROW #30	537.85			
	ESCRROW #31				
	ESCRROW #32				
	ESCRROW #33	3,653.31			
	ESCRROW #34	9,655.75			
	ESCRROW #35	202.81			
	ESCRROW #36	3,131.60			
	ESCRROW #37				
	ESCRROW #38				
	ESCRROW #39	1,480.70			
	ESCRROW #40				
	ESCRROW #41				
	ESCRROW #42				
	ESCRROW #43				
	ESCRROW #44				
	ESCRROW #45				

FUND NAME	CHECKING ACCOUNT	CHECKING AMOUNT	TDOA ACCOUNT	TDOA AMOUNT	FUND TOTAL
2020 017 BUILDING SECURITY FUND	ESCROW #46				
	ESCROW #47				
	ESCROW #48				
	ESCROW #49				
	ESCROW #50				
	ESCROW #51				
	ESCROW #52				
	ESCROW #53				
	ESCROW #54				
	ESCROW #55				
	ESCROW #56				
	ESCROW #57				
	ESCROW #58				
	ESCROW #59				
	ESCROW #60				
	ESCROW #61				
	ESCROW #62				
	ESCROW #63				
	ESCROW #64				
	ESCROW #65				
ESCROW #66					
ESCROW #67					
ESCROW #68					
ESCROW #69					
ESCROW #70					
ESCROW #71					
ESCROW #72					
ESCROW #73					
ESCROW #74					
ESCROW #75					
ESCROW #76					
ESCROW #77					
ESCROW #78					
ESCROW #79					
ESCROW #80					
ESCROW #81					
ESCROW #82					
ESCROW #83					
ESCROW #84		640.20			
ESCROW #85					
ESCROW #86		782.35			
ESCROW #87					
ESCROW #88					
	FIN CLEAR				128,318.47
2020 017 BUILDING SECURITY FUND	FIN CLEAR	10,932.01	TDOA MBIA	10,003.81	20,935.82
2020 018 JUSTICE COURT BLDG SECURITY FUND	FIN CLEAR	1,768.83	TDOA	9,405.22	11,174.05
2020 019 DA FORFEITURE FUND	ESCROW #13				
	ESCROW #14				
	ESCROW #15				
	ESCROW #16				
	ESCROW #45	1,684.09			1,684.09
2020 021 ROAD & BRIDGE - PCT. 1	FIN CLEAR	38,334.85	TDOA	830,063.81	

FUND NAME	CHECKING ACCOUNT	CHECKING AMOUNT	TDOA ACCOUNT	TDOA AMOUNT	FUND TOTAL
2020 022 ROAD & BRIDGE - PCT. 2	FIN CLEAR	62,290.33	TDOA MBIA	1,258,496.33	1,640,626.74
2020 023 ROAD & BRIDGE - PCT. 3	FIN CLEAR	47,940.42	TDOA MBIA	1,297,499.53	1,345,440.60
2020 024 ROAD & BRIDGE - PCT. 4	FIN CLEAR	47,282.23	TDOA MBIA	986,357.87	1,034,005.74
2020 026 ROAD & BRIDGE - GEN	FIN CLEAR	8,796.09	TDOA MBIA	1,020.98	9,817.07
2020 035 VICTIM COORDINATOR GRANT	FIN CLEAR	9,934.98-	TDOA MBIA	2,221.53	9,934.98-
2020 036 DA FORFEITURE FUND II	FIN CLEAR	5,498.65	TDOA MBIA	5,879.82	7,720.18
2020 037 CONSTABLE PCT #4 SEIZURE	FIN CLEAR	760.89	TDOA MBIA	64,688.96	6,640.71
2020 040 COUNTY LAW LIBRARY FUND	FIN CLEAR	8,940.31	TDOA MBIA	92,894.48	73,629.27
2020 042 COUNTY FREE LIBRARY	FIN CLEAR	22,491.68	TDOA MBIA	94,527.56	22,491.68
2020 043 COMMUNITY LIBRARY CONTRIBUTION	FIN CLEAR	1,633.08	TDOA MBIA	34,439.57	36,616.79
2020 047 DIGITIZE RECORDS	FIN CLEAR	2,177.22	TDOA MBIA	8,279.17	10,090.45
2020 048 SUPPLEMENTAL GUARDIANSHIP	FIN CLEAR	1,811.28	TDOA MBIA	.03	709.79
2020 049 COUNTY CHILD ABUSE PREVENTION	FIN CLEAR	709.76	TDOA MBIA	4,987.14	5,495.89
2020 050 COUNTY SPECIALTY COURT ACCOUNT	FIN CLEAR	508.75	TDOA MBIA	311,373.17	311,880.70
2020 052 COUNTY & DISTRICT TECH FUND	FIN CLEAR	507.53	TDOA MBIA	30,021.03	31,132.27
2020 053 CAPITALCREDITSECONOMICDEVELOPMENT	FIN CLEAR	1,111.24	TDOA MBIA	145,015.95	146,453.25
2020 054 DISTRICT CLERK TECHNOLOGY FUND	FIN CLEAR	1,437.30	TDOA MBIA	201,793.13	
2020 055 CHAPTER 19	FIN CLEAR	9,752.34	TDOA MBIA		
2020 056 COUNTY RECORDS FUND	FIN CLEAR				
2020 057 COUNTY CLERK RECORDS FUND	FIN CLEAR				

FUND NAME	CHECKING ACCOUNT	CHECKING AMOUNT	TDOA ACCOUNT	TDOA AMOUNT	FUND TOTAL
2020 058 DISTRICT CLERK RECORDS FUND	FIN CLEAR	1,306.06	TDOA	9,428.21	10,734.27
2020 059 COUNTY CLERK ARCHIVE	FIN CLEAR	9,345.91	TDOA	416,489.48	425,835.39
2020 070 PERMANENT IMPROVEMENT FUND	FIN CLEAR	102,303.62	TDOA	79,420.08	181,723.70
2020 075 RIGHT-OF-WAY FUND	FIN CLEAR		TDOA		
2020 084 TAX ANTICIPATION NOTES	FIN CLEAR		TDOA		
2020 085 DEBT SERVICE FUND	DEBT CL	31,847.92	TDOA	375,176.22	407,024.14
2020 087 VZC INDIGENT HEALTH PROGRAM	FIN CLEAR	4,019.27	TDOA	159,192.06	163,211.33
2020 088 SOIL CONSERVATION DIST FUND	FIN CLEAR	8,667.21	TDOA	69,319.05	77,986.26
2020 090 APPELLATE JUSTICE SYSTEM FUN	FIN CLEAR	1,115.35	TDOA		1,115.35
2020 095 PAYROLL CLEARING ACCOUNT.	PAYCLEAR	194,039.82	MBIA		194,039.82
2020 096 GEN FIXED ASSETS ACCOUNT GRP			MBIA		
2020 097 LONG TERM DEBT GROUP			MBIA		
2020 131 VAN ZANDT COUNTY JAIL	FIN CLEAR	63,392.37	TDOA	538,500.00	601,892.37
2020 132 VAN ZANDT COUNTY SHERIFF DEPT	FIN CLEAR	29,330.40	TDOA	477,000.00	506,330.40
2020 145 SOLID WASTE GRANT	FIN CLEAR	203.03	TDOA		203.03
2020 147 2020 HAVA CARES ACT	FIN CLEAR		MBIA		
2020 400 FRUITVALE 2011 TXDBG	710056WATER				
2020 401 BENWHEELERMSC	71348911131115				
2020 402 LITTLEHOPEMOOREMSC	7130260813				
2020 540 PRETRIAL SUPERVISION	FIN CLEAR	1,815.89	TDOA	132,536.95	134,352.84
2020 541 COMMUNITY SUP & CORRECTIONS	FIN CLEAR	6,270.27	TDOA	369,840.70	376,110.97
2020 542 ADULT PROBATION CIVIL	FIN CLEAR	6,393.09	TDOA	51,116.08	

FUND NAME	CHECKING ACCOUNT	CHECKING AMOUNT	TDOA ACCOUNT	TDOA AMOUNT	FUND TOTAL
2020 543 HIGH RISK SUBSTANCE ABUSE -CPTN CLEAR		7,615.44	TDOA MBIA	310,805.76	368,314.93
2020 544 HIGH RISK SEX OFFENDER -CCP FIN CLEAR		7,465.86	TDOA		7,465.86
2020 545 GRANT C COMMIT REDUCTION PROFITN CLEAR		7,253.26			7,253.26
2020 546 JUVENILE PROBATION FUND	FIN CLEAR	7,897.47	TDOA MBIA	100,000.00	107,897.47
2020 547 VZCJPD STATE AID GRANT	FIN CLEAR	82,692.43	TDOA MBIA		82,692.43
2020 549 VZCJPD - GRANT N	FIN CLEAR	21,032.31	TDOA MBIA		21,032.31
2020 550 D A SUPPLEMENTAL FUND	FIN CLEAR	4,662.57-	TDOA MBIA	92.26	4,570.31-
2020 551 VOICES - JUV CJD GRANT	FIN CLEAR	2,185.03-	TDOA		2,185.03-
2020 552 ETCOG RESIDENTIAL	FIN CLEAR	811.00-			811.00-
2020 555 JUVENILE PROBATION INTEREST	FIN CLEAR	84.64	TDOA MBIA	23,899.82	23,984.46
2020 556 REGIONAL SERVICE ENHANCEMENTFIN CLEAR		35,478.36			35,478.36
2020 558 GRANT S	FIN CLEAR	7,657.67			7,657.67
2020 559 MENTAL IMPAIRMENT CASELOAD	FIN CLEAR	16,363.27	TDOA MBIA		16,363.27
2020 565 INDIGENT DEFENSE GRANT	FIN CLEAR	20,634.68	TDOA	25,620.54	46,255.22
2020 567 FIRE MARSHAL	FIN CLEAR	55,672.48-	TDOA	162,202.13	106,529.65
2020 568 TECHNOLOGY RESOURCES	FIN CLEAR		TDOA		
2020 569 HAVA ELECTION GRANT	FIN CLEAR	10,159.98	TDOA MBIA	5,200.00	15,359.98
2020 570 GOLDEN WATER SUPPLY CORP					
2020 580 D.A. CHECK COLLECTION FUND	FIN CLEAR	2,151.02	TDOA MBIA	10,671.76	12,822.78
2020 591 CONSTABLE #1 TLEOSE FUND	FIN CLEAR	2,534.43	TDOA MBIA		2,534.43
2020 592 CONSTABLE #2 TLEOSE FUND	FIN CLEAR	2,692.48	MBIA		2,692.48
2020 593 CONSTABLE #3 TLEOSE FUND	FIN CLEAR	1,359.92	MBIA		1,359.92

FUND NAME	CHECKING ACCOUNT	CHECKING AMOUNT	TDOA ACCOUNT	TDOA AMOUNT	FUND TOTAL
2020 594 CONSTABLE #4 TIEOSE FUND	FIN CLEAR	633.01	TDOA MBIA	5,000.89	5,633.90
2020 595 SHERIFF TIEOSE FUND	FIN CLEAR	923.39	TDOA MBIA	9,001.60	9,924.99
2020 596 DA TIEOSE FUND	FIN CLEAR	2,290.27	MBIA		2,290.27
2020 600 JUSTICE COURT TECHNOLOGY FUNDFIN CLEAR		5,601.39	TDOA MBIA	53,646.75	59,248.14
2020 800 CONTRIBUTION RELIEF FUND	FIN CLEAR		TDOA	16,082.93	16,082.93
2020 802 VETERAN'S MEMORIAL WALL FUNDFIN CLEAR			TDOA		
2020 803 HISTORICAL COMMISSION	FIN CLEAR	3,014.12	TDOA	5,281.01	8,295.13
2020 804 VAN TORNADO-ASSISTANCE	FIN CLEAR				
2020 805 FEMA - DEC 2015 STORM	FIN CLEAR		TDOA		
2020 806 FEMA APRIL 2016 STORM	FIN CLEAR				
2020 807 HAZARD MITIGATION GRANT	FIN CLEAR	18,999.99-	TDOA		18,999.99-
2020 808 COURTHOUSE PLANNING GRANT	FIN CLEAR				
2020 809 PRETRIAL INTERVENTION PROGRAMFIN CLEAR		2,479.96	TDOA	49,809.42	52,289.38
2020 810 SHERIFF JUSTICE FORFEITURE FFIN CLEAR		870.00	TDOA	25,430.43	26,300.43
2020 811 SHERIFF TREASURY FORFEITURE FIN CLEAR			TDOA		
2020 812 CONSTABLE PCT #1 FORFEITURE FIN CLEAR		500.00	TDOA		500.00
2020 813 VOICES - JUV CJD GRANT	FIN CLEAR	11,862.38-			11,862.38-
2020 814 LOCAL TRUANCY PREVENTION & DFIN CLEAR		2,113.80	TDOA		2,113.80
2020 815 COVID-19	FIN CLEAR	20,031.17	TDOA MBIA	400,000.00	420,031.17
2020 816 COUNTY INFRASTURE FUND GRANTFIN CLEAR			TDOA MBIA		

TOTAL 1,361,803.79 15,340,801.31 16,702,605.10

CHECK ACCOUNT

CHECK

ACCOUNT BALANCE - FIN CLEAR	1,002,576.49
ACCOUNT BALANCE - CITY JURY	3,337.00
ACCOUNT BALANCE - ESCROW #1	3,104.37
ACCOUNT BALANCE - ESCROW #2	2,680.29
ACCOUNT BALANCE - ESCROW #3	1,172.19
ACCOUNT BALANCE - ESCROW #4	7,448.67
ACCOUNT BALANCE - ESCROW #5	16,361.29
ACCOUNT BALANCE - ESCROW #8	320.67
ACCOUNT BALANCE - ESCROW #10	29,034.42
ACCOUNT BALANCE - ESCROW #11	652.15
ACCOUNT BALANCE - ESCROW #12	11,533.68
ACCOUNT BALANCE - ESCROW #17	7,193.56
ACCOUNT BALANCE - ESCROW #21	6,406.29
ACCOUNT BALANCE - ESCROW #22	2,308.47
ACCOUNT BALANCE - ESCROW #23	8,142.64
ACCOUNT BALANCE - ESCROW #26	1,000.90
ACCOUNT BALANCE - ESCROW #27	2,925.13
ACCOUNT BALANCE - ESCROW #28	2,712.67
ACCOUNT BALANCE - ESCROW #30	537.85
ACCOUNT BALANCE - ESCROW #33	3,653.31
ACCOUNT BALANCE - ESCROW #34	9,655.75
ACCOUNT BALANCE - ESCROW #35	202.81
ACCOUNT BALANCE - ESCROW #36	3,131.60
ACCOUNT BALANCE - ESCROW #39	1,480.70
ACCOUNT BALANCE - ESCROW #45	1,684.09
ACCOUNT BALANCE - ESCROW #69	5,036.51
ACCOUNT BALANCE - ESCROW #84	640.20
ACCOUNT BALANCE - ESCROW #86	782.35
ACCOUNT BALANCE - DEBT CL	31,847.92
ACCOUNT BALANCE - PAYCLEAR	194,039.82
TOTAL	<u>1,361,803.79</u>

TDOA ACCOUNT

TDOA

ACCOUNT BALANCE - TDOA	13,933,269.87
ACCOUNT BALANCE - MBTA	1,407,531.44
TOTAL	<u>15,340,801.31</u>



FUND NAME	***** MONTH TO DATE ***** REVENUES	***** YEAR TO DATE ***** EXPENSES	***** YEAR TO DATE ***** REVENUES	***** YEAR TO DATE ***** EXPENSES
2020 GENERAL FUND	332,349.43	967,418.22	12,381,296.71	8,743,675.28
2020 RESERVE FUNDS	.00	.00	.00	.00
2020 SHERIFF CHAPTER 59 FORFEITURE	2.60	.00	7,457.99	.00
2020 DA FORFEITURE FUND	.00	.00	.00	.00
2020 BUILDING SECURITY FUND	5,098.59	3,719.00	46,340.30	43,044.34
2020 JUSTICE COURT BLDG SECURITY	137.34	124.00	1,965.28	2,222.06
2020 DA FORFEITURE FUND	.00	.00	.00	.00
2020 ROAD & BRIDGE - PCT. 1	30,774.19	100,927.44	1,605,446.75	1,117,445.64
2020 ROAD & BRIDGE - PCT. 2	38,322.04	324,360.32	1,852,425.99	1,090,267.84
2020 ROAD & BRIDGE - PCT. 3	34,536.72	172,919.50	1,720,602.95	1,049,329.22
2020 ROAD & BRIDGE - PCT. 4	30,375.79	99,270.92	1,483,567.85	876,059.59
2020 ROAD & BRIDGE - GEN	4,718.50	3,744.19	42,473.54	35,297.96
2020 VICTIM COORDINATOR GRANT	3,754.00	4,381.32	32,712.78	44,020.84
2020 DA FORFEITURE FUND II	.39	777.83	10,966.36	10,733.85
2020 CONSTABLE PCT #4 SEIZURE	1.04	.00	50.17	.00
2020 COUNTY LAW LIBRARY FUND	2,891.55	2,166.48	21,832.47	16,235.19
2020 COUNTY FREE LIBRARY	10,656.18	10,537.16	97,943.57	83,274.64
2020 COMMUNITY LIBRARY CONTRIBUTION	.00	.00	.00	.00
2020 DIGITIZE RECORDS	1,044.90	.00	8,062.22	.00
2020 SUPPLEMENTAL GUARDIANSHIP	426.15	.00	2,608.90	.00
2020 COUNTY CHILD ABUSE PREVENTION	102.40	.00	1,154.32	.00
2020 COUNTY SPECIALTY COURT ACCOUNT	146.35	.00	709.76	.00
2020 COUNTY & DISTRICT TECH FUND	84.35	.00	867.45	1,908.04
2020 CAPITALCREDITSECONOMICDEVELOP	55.62	.00	2,836.32	34,000.00
2020 DISTRICT CLERK TECHNOLOGY FUND	725.17	.00	5,555.81	.00
2020 CHAPTER 19	.00	.00	.00	.00

FUND NAME	***** MONTH TO DATE ***** REVENUES	***** YEAR TO DATE ***** EXPENSES	***** MONTH TO DATE ***** REVENUES	***** YEAR TO DATE ***** EXPENSES
2020 COUNTY RECORDS FUND	1,261.93	1,009.00	11,740.17	2,644.00
2020 COUNTY CLERK RECORDS FUND	9,186.82	.00	74,968.75	23,917.23
2020 DISTRICT CLERK RECORDS FUND	397.39	.00	3,106.41	.00
2020 COUNTY CLERK ARCHIVE	9,198.84	.00	76,233.81	.00
2020 PERMANENT IMPROVEMENT FUND	100,014.18	.00	200,720.08	98,774.23
2020 RIGHT-OF-WAY FUND	.00	.00	.00	.00
2020 TAX ANTICIPATION NOTES	.00	.00	.00	.00
2020 DEBT SERVICE FUND	17,032.89	.00	1,167,463.14	1,023,487.00
2020 VZC INDIGENT HEALTH PROGRAM	12,083.33	8,261.83	117,213.62	92,516.44
2020 SOIL CONSERVATION DIST FUND	12.38	.00	6,592.34	6,074.80
2020 APPELLATE JUSTICE SYSTEM FUND	410.00	.00	3,035.00	2,340.00
2020 PAYROLL CLEARING ACCOUNT.	.00	.00	.00	.00
2020 GEN FIXED ASSETS ACCOUNT GRP	.00	.00	.00	.00
2020 LONG TERM DEBT GROUP	.00	.00	.00	.00
2020 VAN ZANDT COUNTY JAIL	218,343.93	182,655.16	1,977,977.59	1,700,991.80
2020 VAN ZANDT COUNTY SHERIFF DEPT	216,712.17	154,279.48	1,961,528.75	1,726,893.51
2020 SOLID WASTE GRANT	.00	.00	.00	.00
2020 2020 HAVA CARES ACT	.00	.00	.00	.00
2020 FRUITVALE 2011 TXCDBG 710056	.00	.00	.00	.00
2020 BENWHEELERWSC 71348911131115	.00	.00	.00	.00
2020 LITTLEHOPEMOOREWSC713026081315	.00	.00	.00	.00
2020 PRETRIAL SUPERVISION	4,758.73	3,971.23	31,504.29	36,525.34
2020 COMMUNITY SUP & CORRECTIONS	26,443.82	42,168.28	463,651.31	455,522.44
2020 ADULT PROBATION CIVIL	1,839.12	1,197.83	19,916.21	12,058.33
2020 HIGH RISK SUBSTANCE ABUSE -CCP	10,750.00	3,758.10	46,497.98	39,506.08
2020 HIGH RISK SEX OFFENDER -CCP	11,225.00	4,396.14	53,060.04	46,231.18

FUND NAME	***** MONTH TO DATE ***** REVENUES	***** MONTH TO DATE ***** EXPENSES	***** YEAR TO DATE ***** REVENUES	***** YEAR TO DATE ***** EXPENSES
2020 GRANT C COMMIT REDUCTION PROG	5,045.00	4,658.52	55,501.00	49,192.50
2020 JUVENILE PROBATION FUND	43,571.50	31,766.91	471,662.15	403,295.87
2020 VZCJPD STATE AID GRANT	84,534.30	40,364.47	417,912.53	328,386.34
2020 VZCJPD - GRANT N	7,496.00	5,822.94	87,423.00	71,200.72
2020 D A SUPPLEMENTAL FUND	.00	1,958.19	7,500.68	18,277.18
2020 VOICES - JUV CJD GRANT	.00	.00	12,672.11	4,223.68
2020 ETCOG RESIDENTIAL	1,200.00	600.00	4,296.51	3,630.48
2020 JUVENILE PROBATION INTEREST	23.10	.00	104.37	.00
2020 REGIONAL SERVICE ENHANCEMENT	6,966.08	7,643.22	76,626.90	41,489.07
2020 GRANT S	4,273.00	4,113.44	47,002.00	39,506.83
2020 MENTAL IMPAIRMENT CASELOAD	8,619.00	3,719.20	34,473.00	18,632.93
2020 INDIGENT DEFENSE GRANT	.00	3,804.86	27,482.49	35,728.07
2020 FIRE MARSHAL	24,481.80	110,437.01	162,854.49	341,445.07
2020 TECHNOLOGY RESOURCES	.00	.00	.00	.00
2020 HAVA ELECTION GRANT	.00	.00	.00	.00
2020 GOLDEN WATER SUPPLY CORP	.00	.00	.00	.00
2020 D.A. CHECK COLLECTION FUND	1.90	241.48	824.41	2,298.15
2020 CONSTABLE #1 TIEOSE FUND	.00	.00	685.17	.00
2020 CONSTABLE #2 TIEOSE FUND	.00	.00	963.92	.00
2020 CONSTABLE #3 TIEOSE FUND	.00	.00	.00	.00
2020 CONSTABLE #4 TIEOSE FUND	.89	.00	686.06	.00
2020 SHERIFF TIEOSE FUND	1.60	.00	4,742.08	3,130.06
2020 DA TIEOSE FUND	.00	.00	677.17	.00
2020 JUSTICE COURT TECHNOLOGY FUND	518.01	.00	7,688.18	12,314.77
2020 CONTRIBUTION RELIEF FUND	.00	.00	.00	.00
2020 VETERAN'S MEMORIAL WALL FUND	.00	.00	.00	.00

FUND NAME	***** MONTH TO DATE ***** REVENUES	***** EXPENSES	***** YEAR TO DATE ***** REVENUES	***** EXPENSES
2020 HISTORICAL COMMISSION	.94	.00	2,078.78	2,138.47
2020 VAN TORNADO-ASSISTANCE	.00	.00	.00	.00
2020 FEMA - DEC 2015 STORM	.00	.00	.00	.00
2020 FEMA APRIL 2016 STORM	.00	.00	.00	.00
2020 HAZARD MITIGATION GRANT	16,624.50	.00	27,614.26	15,287.00
2020 COURTHOUSE PLANNING GRANT	36,306.24	.00	211,786.40	211,786.40
2020 PRETRIAL INTERVENTION PROGRAM	8.89	445.30	10,337.83	5,128.44
2020 SHERIFF JUSTICE FORFEITURE FUN	4.54	.00	134.88	.00
2020 SHERIFF TREASURY FORFEITURE FU	.00	.00	.00	.00
2020 CONSTABLE PCT #1 FORFEITURE FU	.00	.00	.00	.00
2020 VOICES - JUV CJD GRANT	.00	3,547.94	20,207.94	32,394.91
2020 LOCAL TRUANCY PREVENTION & DIV	290.23	.00	2,113.80	.00
2020 COVTD-19	445,907.00	19,103.13	445,907.00	26,605.05
2020 COUNTY INFRASTRUCTURE FUND GRANT	.00	.00	.00	.00
2020 NO FUND RECORD	.00	.00	.00	.00
TOTAL	1,821,748.35	2,330,270.04	27,684,046.09	20,081,088.86

ACCOUNT NAME	BEGINNING CASH BALANCE	CASH RECEIPTS	CASH DISBURSEMENTS	ENDING CASH BALANCE
2020 010 GENERAL FUND				
COINS	1.00			1.00
CASH	82,750.18			323,908.25
RETURNED CHECK FEES	.00			.00
AMERICAN NATIONAL CASH	.00			.00
VZC JURY CASH CLEARING	.00			.00
VZC CHECKING DEBT SERVICE	3,349.00	480.00	492.00	3,337.00
VZC CASH COLLECTION-PCT. 1	.00			.00
PETTY CASH-CITY CLERK	100.00			100.00
PETTY CASH-DIST CLERK	500.00			500.00
PETTY CASH-DIST CLERK	400.00			400.00
COUNTY COURT JURY CASH	.00			.00
DISTRICT COURT JURY CASH	.00			.00
PETTY CASH-JP #1	200.00			200.00
PETTY CASH-JP #2	200.00			200.00
PETTY CASH-JP #4	200.00			200.00
PETTY CASH-SHERIFF	200.00			200.00
PETTY CASH-TAX COLLECTOR	3,300.00			3,300.00
PETTY CASH-TAX COLLECTOR	.00			.00
PETTY CASH-TAX COIL (BOAT)	2.70			2.70
PETTY CASH-TAX (BOAT CR ACCT)	2.70			2.70
TIME DEPOSIT ON ACCOUNT	6,526,372.80	1,331.38	700,000.00	5,827,704.18
MBIA MUNICIPAL INVESTORS SERV	1,339.43	.64		1,340.07
FUND TOTALS	6,618,715.11	1,215,047.60	1,672,569.51	6,161,193.20
2020 012 RESERVE FUNDS				
CASH	.00			.00
DEPOSIT ON ACCOUNT	.00			.00
MBIA MUNICIPAL INVESTORS SERV	.00			.00
FUND TOTALS	.00			.00
2020 015 SHERIFF CHAPTER 59 FORFEITURE				
CASH	7,419.08		5,000.00	2,419.08
AMERICAN NATIONAL CASH	.00			.00
CASH-OTHER	.00			.00
TIME DEPOSIT ON ACCOUNT	11,339.41	5,002.60		16,342.01
MBIA MUNICIPAL INVESTORS SERV	.00			.00
FUND TOTALS	18,758.49	5,002.60	5,000.00	18,761.09
2020 016 DA FORFEITURE FUND				
CASH	.00			.00
ESCROW/BART ROGERS	3,104.11	.26		3,104.37
ESCROW/SOLIZ	2,680.07	.22		2,680.29
ESCROW/CALE	1,172.05	.14		1,172.19
ESCROW/RODRIGUEZ	7,448.06	.61		7,448.67
ESCROW - HUNTER	.00		16,361.29	16,361.29
ESCROW/	.00			.00
ESCROW/	.00			.00
ESCROW/CAREN WHITE	520.63	.04		520.67
ESCROW/	.00			.00
ESCROW/	.00			.00
ESCROW/SAYULLO	29,032.03	2.39		29,034.42
ESCROW/ASHFRD, BRCHR, ALEX	652.09	.06		652.15
ESCROW/	11,532.74	.94		11,533.68
ESCROW/	.00			.00
ESCROW/	.00			.00
ESCROW/	.00			.00
ESCROW/	.00			.00
ESCROW/K.TURNER	7,192.97	.59		7,193.56









ACCOUNT NAME	BEGINNING CASH BALANCE	CASH RECEIPTS	CASH DISBURSEMENTS	ENDING CASH BALANCE
2020 021 ROAD & BRIDGE - PCT. 1				
CASH DEPOSIT ON ACCOUNT	25,133.20	105,618.14	92,416.49	38,334.85
TIME DEPOSIT ON ACCOUNT	904,907.76	156.05	75,000.00	830,063.81
MBIA MUNICIPAL INVESTORS	3.65	.00	.00	3.65
FUND TOTALS	930,044.62	105,774.19	167,416.49	868,402.32
2020 022 ROAD & BRIDGE - PCT. 2				
CASH DEPOSIT ON ACCOUNT	8,872.03	288,069.26	234,650.96	62,290.33
TIME DEPOSIT ON ACCOUNT	1,508,243.33	252.78	250,000.00	1,258,496.33
MBIA MUNICIPAL INVESTORS	319,840.08	153.14	.00	319,993.22
FUND TOTALS	1,836,955.66	288,475.18	484,650.96	1,640,779.88
2020 023 ROAD & BRIDGE - PCT. 3				
CASH DEPOSIT ON ACCOUNT	15,643.66	184,339.35	152,042.59	47,940.42
TIME DEPOSIT ON ACCOUNT	1,447,250.65	248.87	150,000.00	1,297,499.53
MBIA MUNICIPAL INVESTORS	.65	.00	.00	.65
FUND TOTALS	1,462,894.97	184,588.22	302,042.59	1,345,440.60
2020 024 ROAD & BRIDGE - PCT. 4				
CASH DEPOSIT ON ACCOUNT	14,502.17	130,187.16	97,407.10	47,282.23
TIME DEPOSIT ON ACCOUNT	1,086,169.24	188.63	100,000.00	986,357.87
MBIA MUNICIPAL INVESTORS	365.64	.18	.00	365.82
FUND TOTALS	1,101,037.05	130,375.97	197,407.10	1,034,005.92
2020 026 ROAD & BRIDGE - GEN				
CASH DEPOSIT ON ACCOUNT	7,996.27	4,718.32	3,918.50	8,796.09
TIME DEPOSIT ON ACCOUNT	1,020.80	.18	.00	1,020.98
MBIA MUNICIPAL INVESTORS	.00	.00	.00	.00
FUND TOTALS	9,017.07	4,718.50	3,918.50	9,817.07
2020 035 VICTIM COORDINATOR GRANT				
CASH DEPOSIT ON ACCOUNT	9,104.81	3,754.00	4,584.17	9,934.98
TIME DEPOSIT ON ACCOUNT	.00	.00	.00	.00
MBIA MUNICIPAL INVESTORS	.00	.00	.00	.00
FUND TOTALS	9,104.81	3,754.00	4,584.17	9,934.98
2020 036 DA FORFEITURE FUND II				
CASH DEPOSIT ON ACCOUNT	6,327.50	.00	828.85	5,498.65
TIME DEPOSIT ON ACCOUNT	2,221.14	.39	.00	2,221.53
MBIA MUNICIPAL INVESTORS	.00	.00	.00	.00
FUND TOTALS	8,548.64	.39	828.85	7,720.18
2020 037 CONSTABLE PCT #4 SEIZURE				
CASH DEPOSIT ON ACCOUNT	760.89	.00	.00	760.89
TIME DEPOSIT ON ACCOUNT	5,878.78	1.04	.00	5,879.82
MBIA MUNICIPAL INVESTORS	.00	.00	.00	.00
FUND TOTALS	6,639.67	1.04	.00	6,640.71
2020 040 COUNTY LAW LIBRARY FUND				
CASH	7,247.09	2,880.00	1,186.78	8,940.31

ACCOUNT NAME	BEGINNING CASH BALANCE	CASH RECEIPTS	CASH DISBURSEMENTS	ENDING CASH BALANCE
2020 042 COUNTY FREE LIBRARY	71,924.50	2,891.55	1,186.78	73,629.27
CASH DEPOSIT ON ACCOUNT	21,004.95	10,656.18	9,169.45	22,491.68
MBIA MUNICIPAL INVESTORS SERV	.00	.00	.00	.00
FUND TOTALS	21,004.95	10,656.18	9,169.45	22,491.68
2020 043 COMMUNITY LIBRARY CONTRIBUTION	.00	.00	.00	.00
CASH DEPOSIT ON ACCOUNT	.00	.00	.00	.00
MBIA MUNICIPAL INVESTORS SERV	.00	.00	.00	.00
FUND TOTALS	.00	.00	.00	.00
2020 047 DIGITIZE RECORDS	5,604.46	1,028.62	5,000.00	1,633.08
CASH DEPOSIT ON ACCOUNT	87,878.20	5,016.28	.00	92,894.48
MBIA MUNICIPAL INVESTORS SERV	.00	.00	.00	.00
FUND TOTALS	93,482.66	6,044.90	5,000.00	94,527.56
2020 048 SUPPLEMENTAL GUARDIANSHIP	1,757.22	420.00	.00	2,177.22
CASH DEPOSIT ON ACCOUNT	34,433.42	6.15	.00	34,439.57
TEXPOOL	36,190.64	426.15	.00	36,616.79
FUND TOTALS	74,381.28	452.30	.00	74,833.58
2020 049 COUNTY CHILD ABUSE PREVENTION	1,710.35	100.93	.00	1,811.28
CASH DEPOSIT ON ACCOUNT	8,277.70	1.47	.00	8,279.17
MBIA MUNICIPAL INVESTORS SERV	9,988.05	102.40	.00	10,090.45
FUND TOTALS	19,976.10	204.80	.00	20,180.90
2020 050 COUNTY SPECIALTY COURT ACCOUNT	563.41	146.35	.00	709.76
CASH DEPOSIT ON ACCOUNT	.03	.00	.00	.03
MBIA MUNICIPAL INVESTORS SERV	.00	.00	.00	.00
FUND TOTALS	563.44	146.35	.00	709.79
2020 052 COUNTY & DISTRICT TECH FUND	425.28	83.47	.00	508.75
CASH DEPOSIT ON ACCOUNT	4,986.26	.88	.00	4,987.14
MBIA MUNICIPAL INVESTORS SERV	.00	.00	.00	.00
FUND TOTALS	5,411.54	84.35	.00	5,495.89
2020 053 CAPITALCREDITSECONOMICDEVELOP	507.53	.00	.00	507.53
CASH DEPOSIT ON ACCOUNT	311,317.55	55.62	.00	311,373.17
MBIA MUNICIPAL INVESTORS SERV	311,825.08	55.62	.00	311,880.70
FUND TOTALS	619,652.16	111.24	.00	619,763.40
2020 054 DISTRICT CLERK TECHNOLOGY FUND	3,391.24	720.00	3,000.00	1,111.24
CASH DEPOSIT ON ACCOUNT	27,015.86	3,005.17	.00	30,021.03
MBIA MUNICIPAL INVESTORS SERV	.00	.00	.00	.00
FUND TOTALS	30,407.10	3,725.17	3,000.00	31,132.27
2020 055 CHAPTER 19	.00	.00	.00	.00

ACCOUNT NAME	BEGINNING CASH BALANCE	CASH RECEIPTS	CASH DISBURSEMENTS	ENDING CASH BALANCE
2020 056 COUNTY RECORDS FUND				
CASH DEPOSIT ON ACCOUNT	8,405.77	1,236.53	8,205.00-	1,437.30
TIME DEPOSIT ON ACCOUNT	136,990.55	8,025.40	.00	145,015.95
MBIA MUNICIPAL INVESTORS SERV	.00	9,261.93	.00	.00
FUND TOTALS	145,396.32	9,261.93	8,205.00-	146,453.25
2020 057 COUNTY CLERK RECORDS FUND				
CASH DEPOSIT ON ACCOUNT	10,600.94	9,151.40	10,000.00-	9,752.34
TIME DEPOSIT ON ACCOUNT	191,757.71	10,035.42	.00	201,793.13
MBIA MUNICIPAL INVESTORS SERV	.00	19,186.82	.00	.00
FUND TOTALS	202,358.65	19,186.82	10,000.00-	211,545.47
2020 058 DISTRICT CLERK RECORDS FUND				
CASH DEPOSIT ON ACCOUNT	4,910.10	395.96	4,000.00-	1,306.06
TIME DEPOSIT ON ACCOUNT	5,426.78	4,001.43	.00	9,428.21
FUND TOTALS	10,336.88	4,397.39	4,000.00-	10,734.27
2020 059 COUNTY CLERK ARCHIVE				
CASH DEPOSIT ON ACCOUNT	9,220.91	9,125.00	9,000.00-	9,345.91
TIME DEPOSIT ON ACCOUNT	407,415.64	9,073.84	.00	416,489.48
FUND TOTALS	416,636.55	18,198.84	9,000.00-	425,835.39
2020 070 PERMANENT IMPROVEMENT FUND				
CASH DEPOSIT ON ACCOUNT	2,303.62	100,000.00	.00	102,303.62
TIME DEPOSIT ON ACCOUNT	79,405.90	14.18	.00	79,420.08
MBIA MUNICIPAL INVESTORS SERV	.00	.00	.00	.00
FUND TOTALS	81,709.52	100,014.18	.00	181,723.70
2020 075 RIGHT-OF-WAY FUND				
CASH DEPOSIT ON ACCOUNT	.00	.00	.00	.00
TIME DEPOSIT ON ACCOUNT	.00	.00	.00	.00
MBIA MUNICIPAL INVESTORS SERV	.00	.00	.00	.00
FUND TOTALS	.00	.00	.00	.00
2020 084 TAX ANTICIPATION NOTES				
CASH DEPOSIT ON ACCOUNT	.00	.00	.00	.00
TIME DEPOSIT ON ACCOUNT	.00	.00	.00	.00
MBIA MUNICIPAL INVESTORS SERV	.00	.00	.00	.00
FUND TOTALS	.00	.00	.00	.00
2020 085 DEBT SERVICE FUND				
CASH DEPOSIT ON ACCOUNT	21,881.83	417,032.89	407,066.80-	31,847.92
TIME DEPOSIT ON ACCOUNT	.00	400,371.16	.00	375,547.38
MBIA MUNICIPAL INVESTORS SERV	375,176.22	817,404.05	807,066.80-	407,395.30
FUND TOTALS	397,058.05	817,404.05	807,066.80-	407,395.30
2020 087 VZC INDIGENT HEALTH PROGRAM				
CASH DEPOSIT ON ACCOUNT	20,255.91	12,083.33	28,319.97-	4,019.27
TIME DEPOSIT ON ACCOUNT	139,192.06	20,000.00	.00	159,192.06
MBIA MUNICIPAL INVESTORS SERV	.00	32,083.33	.00	.00
FUND TOTALS	159,447.97	32,083.33	28,319.97-	163,211.33
2020 088 SOIL CONSERVATION DIST FUND				
CASH DEPOSIT ON ACCOUNT	8,667.21	.00	.00	8,667.21

ACCOUNT NAME	BEGINNING CASH BALANCE	CASH RECEIPTS	CASH DISBURSEMENTS	ENDING CASH BALANCE
2020 090 APPELLATE JUSTICE SYSTEM FUND	705.35	410.00	.00	1,115.35
CASH DEPOSIT ON ACCOUNT	.00	.00	.00	.00
MBIA MUNICIPAL INVESTORS SERV	.00	.00	.00	.00
FUND TOTALS	705.35	410.00	.00	1,115.35
2020 095 PAYROLL CLEARING ACCOUNT.	194,039.82	.00	.00	194,039.82
CASH MUNICIPAL INVESTORS SERV	.00	.00	.00	.00
MBIA MUNICIPAL INVESTORS SERV	194,039.82	.00	.00	194,039.82
FUND TOTALS	194,039.82	.00	.00	194,039.82
2020 096 GEN FIXED ASSETS ACCOUNT GRP	.00	.00	.00	.00
MBIA MUNICIPAL INVESTORS SERV	.00	.00	.00	.00
FUND TOTALS	.00	.00	.00	.00
2020 097 LONG TERM DEBT GROUP	.00	.00	.00	.00
MBIA MUNICIPAL INVESTORS SERV	.00	.00	.00	.00
FUND TOTALS	.00	.00	.00	.00
2020 131 VAN ZANDT COUNTY JAIL	24,695.98	403,343.93	364,647.54	63,392.37
CASH	.00	.00	.00	.00
MEDICARE PAYABLE	.00	.00	.00	.00
VOUCHERS PAYABLE	.00	.00	.00	.00
TIME DEPOSIT ON ACCOUNT	523,500.00	200,000.00	185,000.00	538,500.00
MBIA MUNICIPAL INVESTORS SERV	.00	.00	.00	.00
FUND TOTALS	548,195.98	603,343.93	549,647.54	601,892.37
2020 132 VAN ZANDT COUNTY SHERIFF DEPT	4,664.28	382,712.17	358,046.05	29,330.40
CASH	.00	.00	.00	.00
TIME DEPOSIT ON ACCOUNT	443,000.00	200,000.00	186,000.00	477,000.00
MBIA MUNICIPAL INVESTORS SERV	.00	.00	.00	.00
FUND TOTALS	447,664.28	582,712.17	524,046.05	506,330.40
2020 145 SOLID WASTE GRANT	203.03	.00	.00	203.03
CASH	.00	.00	.00	.00
TIME DEPOSIT ON ACCOUNT	.00	.00	.00	.00
FUND TOTALS	203.03	.00	.00	203.03
2020 147 2020 HAVA CARES ACT	.00	.00	.00	.00
CASH	.00	.00	.00	.00
TDOA	.00	.00	.00	.00
MBIA	.00	.00	.00	.00
FUND TOTALS	.00	.00	.00	.00
2020 400 FRUITVALE 2011 TXCDBG 710056	.00	.00	.00	.00
CASH	.00	.00	.00	.00
WATER GRANT CASH	.00	.00	.00	.00
FUND TOTALS	.00	.00	.00	.00
2020 401 BENWHEELERMSC 71348911131115	.00	.00	.00	.00
FUND TOTALS	.00	.00	.00	.00
2020 402 LITTLEHOPEMOOREMSC713026081315	.00	.00	.00	.00
CASH	.00	.00	.00	.00

ACCOUNT NAME	BEGINNING CASH BALANCE	CASH RECEIPTS	CASH DISBURSEMENTS	ENDING CASH BALANCE
2020 540 PRETRIAL SUPERVISION	307.46	5,735.00	4,226.57	1,815.89
CASH	133,513.22	23,73	1,000.00	132,536.92
TDOA	133,820.68	5,758.73	5,226.57	134,352.84
FUND TOTALS				
2020 541 COMMUNITY SUP & CORRECTIONS	6,224.58	45,337.93	45,292.24	6,270.27
CASH	100.00	.00	.00	100.00
PETTY CASH	370,974.56	66.14	1,200.00	369,840.70
TIME DEPOSIT ON ACCOUNT	377,299.14	45,404.07	46,492.24	376,210.97
MBIA MUNICIPAL INVESTORS				
FUND TOTALS				
2020 542 ADULT PROBATION CIVIL	5,825.86	1,830.00	1,262.77	6,393.09
CASH	51,106.96	9.12	.00	51,116.08
TDOA	310,805.76	148.81	.00	310,954.57
MBIA	367,738.58	1,987.93	1,262.77	368,463.74
FUND TOTALS				
2020 543 HIGH RISK SUBSTANCE ABUSE -CCP	790.89	10,750.00	3,925.45	7,615.44
CASH	.00	.00	.00	.00
TIME DEPOSIT ON ACCOUNT	.00	.00	.00	.00
MBIA MUNICIPAL INVESTORS	790.89	10,750.00	3,925.45	7,615.44
FUND TOTALS				
2020 544 HIGH RISK SEX OFFENDER -CCP	813.63	11,225.00	4,572.77	7,465.86
CASH	.00	.00	.00	.00
TIME DEPOSIT ON ACCOUNT	.00	.00	.00	.00
MBIA MUNICIPAL INVESTORS	813.63	11,225.00	4,572.77	7,465.86
FUND TOTALS				
2020 545 GRANT C COMMIT REDUCTION PROG	7,022.99	5,045.00	4,814.73	7,253.26
CASH	7,022.99	5,045.00	4,814.73	7,253.26
FUND TOTALS				
2020 546 JUVENILE PROBATION FUND	96,861.72	43,771.50	132,735.75	7,897.47
CASH	.00	100,000.00	.00	100,000.00
TIME DEPOSIT ON ACCOUNT	.00	.00	.00	.00
MBIA MUNICIPAL INVESTORS	96,861.72	143,771.50	132,735.75	107,897.47
FUND TOTALS				
2020 547 VZCJPD STATE AID GRANT	39,279.66	84,534.30	41,121.53	82,692.43
CASH	.00	.00	.00	.00
TIME DEPOSIT ON ACCOUNT	.00	.00	.00	.00
MBIA MUNICIPAL INVESTORS	39,279.66	84,534.30	41,121.53	82,692.43
FUND TOTALS				
2020 549 VZCJPD - GRANT N	19,503.29	7,496.00	5,966.98	21,032.31
CASH	.00	.00	.00	.00
TIME DEPOSIT ON ACCOUNT	.00	.00	.00	.00
MBIA MUNICIPAL INVESTORS	19,503.29	7,496.00	5,966.98	21,032.31
FUND TOTALS				
2020 550 D A SUPPLEMENTAL FUND	2,570.09	.00	2,092.48	4,662.57
CASH	2,570.09	.00	2,092.48	4,662.57

ACCOUNT NAME	BEGINNING CASH BALANCE	CASH RECEIPTS	CASH DISBURSEMENTS	ENDING CASH BALANCE
2020 551 VOICES - JUV CJD GRANT	2,185.03-	.00	.00	2,185.03-
2020 551 VOICES - CJD JUV GRANT	.00	.00	.00	.00
2020 551 TIME DEPOSIT ON ACCOUNT	2,185.03-	.00	.00	2,185.03-
2020 551 FUND TOTALS	2,477.83-	.00	2,092.48-	4,570.31-
2020 552 ETCOG RESIDENTIAL	1,411.00-	1,200.00	600.00-	811.00-
2020 552 CASH	1,411.00-	1,200.00	600.00-	811.00-
2020 552 FUND TOTALS	1,411.00-	1,200.00	600.00-	811.00-
2020 555 JUVENILE PROBATION INTEREST	83.67	.97	.00	84.64
2020 555 CASH	83.67	.97	.00	84.64
2020 555 TIME DEPOSIT ON ACCOUNT	23,877.69	22.13	.00	23,899.82
2020 555 MBIA MUNICIPAL INVESTORS SERV	.00	.00	.00	.00
2020 555 FUND TOTALS	23,961.36	23.10	.00	23,984.46
2020 556 REGIONAL SERVICE ENHANCEMENT	36,315.55	6,966.08	7,803.27-	35,478.36
2020 556 CASH	36,315.55	6,966.08	7,803.27-	35,478.36
2020 556 FUND TOTALS	36,315.55	6,966.08	7,803.27-	35,478.36
2020 558 GRANT S	7,578.35	4,273.00	4,193.68-	7,657.67
2020 558 CASH	7,578.35	4,273.00	4,193.68-	7,657.67
2020 558 FUND TOTALS	7,578.35	4,273.00	4,193.68-	7,657.67
2020 559 MENTAL IMPAIRMENT CASELOAD	11,675.93	8,619.00	3,931.66-	16,363.27
2020 559 CASH	11,675.93	8,619.00	3,931.66-	16,363.27
2020 559 TIME DEPOSIT ON ACCOUNT	.00	.00	.00	.00
2020 559 MBIA MUNICIPAL INVESTORS SERV	.00	.00	.00	.00
2020 559 FUND TOTALS	11,675.93	8,619.00	3,931.66-	16,363.27
2020 565 INDIGENT DEFENSE GRANT	24,584.02	.00	3,949.34-	20,634.68
2020 565 CASH	24,584.02	.00	3,949.34-	20,634.68
2020 565 TIME DEPOSIT ON ACCOUNT	25,620.54	.00	.00	25,620.54
2020 565 MBIA MUNICIPAL INVESTORS SERV	50,204.56	.00	3,949.34-	46,255.22
2020 565 FUND TOTALS	50,204.56	.00	3,949.34-	46,255.22
2020 567 FIRE MARSHAL	65,489.51	24,455.00	145,616.99-	55,672.48-
2020 567 CASH	65,489.51	24,455.00	145,616.99-	55,672.48-
2020 567 IDOA	127,175.35	35,026.80	.00	162,202.13
2020 567 FUND TOTALS	192,664.84	59,481.80	145,616.99-	106,529.65
2020 568 TECHNOLOGY RESOURCES	.00	.00	.00	.00
2020 568 CASH	.00	.00	.00	.00
2020 568 TIME DEPOSIT ON ACCOUNT	.00	.00	.00	.00
2020 568 FUND TOTALS	.00	.00	.00	.00
2020 569 HAVA ELECTION GRANT	15,359.98	5,200.00	5,200.00-	10,159.98
2020 569 CASH	15,359.98	5,200.00	5,200.00-	10,159.98
2020 569 TDOA	.00	.00	.00	.00
2020 569 MBIA	.00	.00	.00	.00
2020 569 FUND TOTALS	15,359.98	5,200.00	5,200.00-	10,159.98
2020 570 GOLDEN WATER SUPPLY CORP	.00	.00	.00	.00
2020 570 GOLDEN WATER TDHCA 726316	.00	.00	.00	.00
2020 570 MBIA MUNICIPAL INVESTORS SERVI	.00	.00	.00	.00

ACCOUNT NAME FUND TOTALS	BEGINNING CASH BALANCE	CASH RECEIPTS	CASH DISBURSEMENTS	ENDING CASH BALANCE
2020 580 D.A. CHECK COLLECTION FUND				
CASH	2,408.39	.00	257.37-	2,151.02
TIME DEPOSIT ON ACCOUNT	10,669.86	1.90	.00	10,671.76
MBIA MUNICIPAL INVESTORS SERV	.00	.00	.00	.00
FUND TOTALS	13,078.25	1.90	257.37-	12,822.78
2020 591 CONSTABLE #1 TLEOSE FUND				
CASH	2,534.43	.00	.00	2,534.43
CASH - CITIZENS NATIONAL	.49-	.00	.00	.49-
TDOA	.00	.00	.00	.00
MBIA MUNICIPAL INVESTORS SERV	.00	.00	.00	.00
FUND TOTALS	2,533.94	.00	.00	2,533.94
2020 592 CONSTABLE #2 TLEOSE FUND				
CASH	2,692.48	.00	.00	2,692.48
CASH OTHER	.00	.00	.00	.00
MBIA MUNICIPAL INVESTORS SERV	.00	.00	.00	.00
FUND TOTALS	2,692.48	.00	.00	2,692.48
2020 593 CONSTABLE #3 TLEOSE FUND				
CASH	1,359.92	.00	.00	1,359.92
CASH OTHER - CITY NATIONAL	3,738.50	.00	.00	3,738.50
MBIA MUNICIPAL INVESTORS SERV	.00	.00	.00	.00
FUND TOTALS	5,098.42	.00	.00	5,098.42
2020 594 CONSTABLE #4 TLEOSE FUND				
CASH	5,633.01	.00	5,000.00-	633.01
TIME DEPOSIT ON ACCOUNT	.00	5,000.89	.00	5,000.89
MBIA MUNICIPAL INVESTORS SERV	.00	.00	.00	.00
FUND TOTALS	5,633.01	5,000.89	5,000.00-	5,633.90
2020 595 SHERIFF TLEOSE FUND				
CASH	9,923.39	.00	9,000.00-	923.39
TDOA	.00	9,001.60	.00	9,001.60
MBIA MUNICIPAL INVESTORS SERV	.00	.00	.00	.00
FUND TOTALS	9,923.39	9,001.60	9,000.00-	9,924.99
2020 596 DA TLEOSE FUND				
CASH	2,290.27	.00	.00	2,290.27
MBIA MUNICIPAL INVESTORS SERV	.00	.00	.00	.00
FUND TOTALS	2,290.27	.00	.00	2,290.27
2020 600 JUSTICE COURT TECHNOLOGY FUND				
CASH	5,092.96	508.43	.00	5,601.39
TIME DEPOSIT ON ACCOUNT	53,637.17	9.58	.00	53,646.75
MBIA MUNICIPAL INVESTORS SERV	.00	.00	.00	.00
FUND TOTALS	58,730.13	518.01	.00	59,248.14
2020 800 CONTRIBUTION RELIEF FUND				
CASH	.00	.00	.00	.00
TIME DEPOSIT ON ACCOUNT	16,082.93	.00	.00	16,082.93
FUND TOTALS	16,082.93	.00	.00	16,082.93
2020 802 VETERAN'S MEMORIAL WALL FUND				
CASH	.00	.00	.00	.00

ACCOUNT NAME	BEGINNING CASH BALANCE	CASH RECEIPTS	CASH DISBURSEMENTS	ENDING CASH BALANCE
2020 803 HISTORICAL COMMISSION	3,014.12	.00	.00	3,014.12
HISTORICAL COMMISSION CASH	5,280.07	.94	.00	5,281.01
TIME DEPOSIT ON ACCOUNT	8,294.19	.94	.00	8,295.13
FUND TOTALS				
2020 804 VAN TORNADO-ASSISTANCE	.00	.00	.00	.00
VAN TORNADO-ASSISTANCE-CASH	.00	.00	.00	.00
VTASST-TIME DEPOSITON ACCOUNT	.00	.00	.00	.00
FUND TOTALS				
2020 805 FEMA - DEC 2015 STORM	.00	.00	.00	.00
CASH	.00	.00	.00	.00
TIME DEPOSIT ON ACCOUNT	.00	.00	.00	.00
FUND TOTALS				
2020 806 FEMA APRIL 2016 STORM	.00	.00	.00	.00
CASH	.00	.00	.00	.00
TIME DEPOSIT ON ACCOUNT	.00	.00	.00	.00
FUND TOTALS				
2020 807 HAZARD MITIGATION GRANT	35,624.49	16,624.50	.00	18,999.99
CASH	.00	.00	.00	.00
TIME DEPOSIT ON ACCOUNT	.00	.00	.00	.00
MBIA MUNICIPAL INVESTORS SERV	.00	.00	.00	.00
FUND TOTALS	35,624.49	16,624.50	.00	18,999.99
2020 808 COURTHOUSE PLANNING GRANT	36,306.24	36,306.24	.00	.00
CASH	.00	.00	.00	.00
WATER GRANT CASH	36,306.24	36,306.24	.00	.00
FUND TOTALS				
2020 809 PRETRIAL INTERVENTION PROGRAM	2,954.46	.00	474.50	2,479.96
CASH	49,800.52	8.89	.00	49,809.42
TIME DEPOSIT ON ACCOUNT	52,754.99	8.89	474.50	52,289.38
FUND TOTALS				
2020 810 SHERIFF JUSTICE FORFEITURE FUN	870.00	.00	.00	870.00
CASH	25,425.89	4.54	.00	25,430.43
TIME DEPOSIT ON ACCOUNT	26,295.89	4.54	.00	26,300.43
FUND TOTALS				
2020 811 SHERIFF TREASURY FORFEITURE FU	.00	.00	.00	.00
CASH	.00	.00	.00	.00
TIME DEPOSIT ON ACCOUNT	.00	.00	.00	.00
FUND TOTALS				
2020 812 CONSTABLE PCT #1 FORFEITURE FU	500.00	.00	.00	500.00
CASH	.00	.00	.00	.00
TIME DEPOSIT ON ACCOUNT	.00	.00	.00	.00
FUND TOTALS	500.00	.00	.00	500.00
2020 813 VOICES - JUV CJD GRANT	8,176.67	.00	3,685.71	11,862.38
VOICES - CJD JUV GRANT	.00	.00	.00	.00
TIME DEPOSIT ON ACCOUNT	.00	.00	.00	.00



ACCOUNT NAME FUND TOTALS	BEGINNING CASH BALANCE	CASH RECEIPTS	CASH DISBURSEMENTS	ENDING CASH BALANCE
2020 814 LOCAL TRUANCY PREVENTION & DIV	1,823.57	290.23	.00	2,113.80
CASH		.00	.00	.00
TIME DEPOSIT ON ACCOUNT		290.23	.00	2,113.80
FUND TOTALS	1,823.57	290.23	.00	2,113.80
2020 815 COVID-19	6,657.17-	446,039.60	419,351.26-	20,031.17
CASH		.00	.00	.00
TIME DEPOSIT ON ACCOUNT		400,000.00	.00	400,000.00
MBIA		846,039.60	419,351.26-	420,031.17
FUND TOTALS	6,657.17-	846,039.60	419,351.26-	420,031.17
2020 816 COUNTY INFRASTRUCTURE FUND GRANT	.00	.00	.00	.00
CASH		.00	.00	.00
TIME DEPOSIT ON ACCOUNT		.00	.00	.00
MBIA MUNICIPAL INVESTERS SERV		.00	.00	.00
FUND TOTALS	.00	.00	.00	.00
2020 816 NO FUND RECORD	.00	.00	.00	.00
FUND TOTALS	.00	.00	.00	.00
GRAND TOTALS	16,884,325.45	5,496,035.44	5,668,340.15-	16,712,020.74

ACCOUNT NUMBER	ACCOUNT NAME	DATE	AMDMT NUMBER	OLD BUDGET AMOUNT	AMENDED BUDGET AMOUNT	AMOUNT OF CHANGE	DESCRIPTION	CLK
2020 010-401-310	OFFICE SUPPLIES	06/10/2020	200048	250.00	200.00	50.00-	LINE ITEM TRANSFER	MK
2020 010-401-311	POSTAGE	06/10/2020	200048	100.00	150.00	50.00	LINE ITEM TRANSFER	MK
EXPENDITURES - COMM. CT.			TOTAL AMENDMENTS	2	TOTAL CHANGES	.00		
2020 010-403-311	POSTAGE	04/03/2020	200034	5,500.00	5,300.00	200.00-	LINE ITEM TRANSFER	MK
2020 010-403-311	POSTAGE	05/14/2020	200044	5,300.00	4,800.00	500.00-	LINE ITEM TRANSFER	MK
2020 010-403-495	MISCELLANEOUS	04/03/2020	200034	250.00	450.00	200.00-	LINE ITEM TRANSFER	MK
2020 010-403-495	MISCELLANEOUS	05/14/2020	200044	450.00	950.00	500.00	LINE ITEM TRANSFER	MK
EXPENDITURES - COUNTY CLERK			TOTAL AMENDMENTS	4	TOTAL CHANGES	.00		
2020 010-409-401	ACCOUNTING/AUDITING	06/24/2020	200053	45,000.00	40,000.00	5,000.00-	LINE ITEM TRANSFER	MK
2020 010-409-402	CONTRACT SERVICES	10/30/2019	200007	9,500.00	7,000.00	2,500.00-	LINE ITEM TRANSFER	MK
2020 010-409-457	MAINT. & SERVICE C	06/24/2020	200053	9,500.00	14,500.00	5,000.00	LINE ITEM TRANSFER	MK
2020 010-409-800	CONTINGENCY	10/30/2019	200007	370,000.00	363,000.00	7,000.00-	LINE ITEM TRANSFER	MK
EXPENDITURES - NON DEPARTMENT			TOTAL AMENDMENTS	4	TOTAL CHANGES	.00		
2020 010-437-406	TRANSCRIPT AND DEF	05/01/2020	200039	15,000.00	23,000.00	8,000.00	LINE ITEM TRANSFER	MK
2020 010-437-415	INDIGENT LEGAL AID	05/01/2020	200039	430,000.00	422,000.00	8,000.00-	LINE ITEM TRANSFER	MK
EXPENDITURES - ADULT DIST CRT			TOTAL AMENDMENTS	2	TOTAL CHANGES	.00		
2020 010-450-310	OFFICE SUPPLIES	06/24/2020	200054	6,800.00	5,300.00	1,500.00-	LINE ITEM TRANSFER	MK
2020 010-450-311	POSTAGE	06/24/2020	200054	5,500.00	7,000.00	1,500.00	LINE ITEM TRANSFER	MK
EXPENDITURES - DISTRICT CLERK			TOTAL AMENDMENTS	2	TOTAL CHANGES	.00		
2020 010-476-310	OFFICE SUPPLIES	06/10/2020	200049	5,000.00	6,000.00	1,000.00	LINE ITEM TRANSFER	MK
2020 010-476-427	TRAINING	06/10/2020	200049	7,000.00	6,000.00	1,000.00-	LINE ITEM TRANSFER	MK
EXPENDITURES - DA			TOTAL AMENDMENTS	2	TOTAL CHANGES	.00		
2020 010-497-483	BONDING	06/24/2020	200055	100.00	150.00	50.00	LINE ITEM TRANSFER	MK
2020 010-497-495	MISCELLANEOUS	06/24/2020	200055	190.00	140.00	50.00-	LINE ITEM TRANSFER	MK
EXPENDITURES - CO.TREASURER			TOTAL AMENDMENTS	2	TOTAL CHANGES	.00		
2020 010-503-572	OFFICE EQUIPMENT	11/27/2019	200011	77,000.00	76,923.91	76.09-	LINE ITEM TRANSFER	MK
2020 010-503-588	FINANCING LEASE IN	11/27/2019	200011	1,018.00	1,025.59	7.59	LINE ITEM TRANSFER	MK
2020 010-503-589	EQUIPMENT PAYMENTS	11/27/2019	200011	31,764.39	31,832.89	68.50	LINE ITEM TRANSFER	MK
EXPENDITURES-DATA PROCESSING			TOTAL AMENDMENTS	3	TOTAL CHANGES	.00		
2020 010-551-428	FUEL AND LUBRICANT	01/08/2020	200020	1,000.00	500.00-	500.00-	LINE ITEM TRANSFER	MK
2020 010-551-451	AUTO MAINTENANCE	01/08/2020	200020	1,000.00	1,500.00	500.00	LINE ITEM TRANSFER	MK
EXPENDITURES - CONSTABLE PCI.1			TOTAL AMENDMENTS	2	TOTAL CHANGES	.00		
2020 010-552-330	FUEL AND LUBRICANT	07/08/2020	200058	3,500.00	3,356.00	144.00-	LINE ITEM TRANSFER	MK
2020 010-552-419	OTHER PROFESSIONAL	07/08/2020	200058	180.00	324.00	144.00	LINE ITEM TRANSFER	MK
EXPENDITURES - CONSTABLE PCI.2			TOTAL AMENDMENTS	2	TOTAL CHANGES	.00		
2020 015-560-427	TRAINING	03/05/2020	200030	.00	1,000.00	1,000.00	LINE ITEM TRANSFER	MK
2020 015-560-495	MISC	03/05/2020	200030	10,000.00	9,000.00	1,000.00-	LINE ITEM TRANSFER	MK
EXPENDITURES - SHERIFF FOREFEIT			TOTAL AMENDMENTS	2	TOTAL CHANGES	.00		
2020 021-380-200	FINANCING ISSURANC	10/17/2019	200006	.00	120,970.00-	120,970.00-	INCREASE REVENUE & EXPENSE	MK
TOTAL AMENDMENTS			TOTAL AMENDMENTS	1	TOTAL CHANGES	120,970.00-		
2020 021-621-335	ROAD & BRIDGE MATE	01/23/2020	200023	746,694.00	726,694.00	20,000.00-	LINE ITEM TRANSFER	SH
2020 021-621-340	SHOP SUPPLIES & TO	07/08/2020	200059	6,000.00	5,400.00	600.00-	LINE ITEM TRANSFER	MK
2020 021-621-441	GAS	07/08/2020	200059	600.00	1,200.00	600.00	LINE ITEM TRANSFER	MK

ACCOUNT NUMBER	ACCOUNT NAME	DATE	AMDMT NUMBER	OLD BUDGET AMOUNT	AMENDED BUDGET AMOUNT	AMOUNT OF CHANGE	DESCRIPTION	CLK
2020 021-621-451	REPAIR & MAINT.-MA	01/23/2020	200023	30,000.00	50,000.00	20,000.00	LINE ITEM TRANSFER	SH
2020 021-621-571	EQUIPMENT PURCHASE	10/17/2019	200006	50,000.00	170,970.00	120,970.00	INCREASE REVENUE & EXPENSE	MK
EXPENDITURES - R & B PCT.1			TOTAL AMENDMENTS	5	TOTAL CHANGES	120,970.00		
2020 022-622-335	ROAD & BRIDGE MATE	10/10/2019	200005	1,276,523.00	1,269,523.00	7,000.00-	LINE ITEM TRANSFER	MK
2020 022-622-335	ROAD & BRIDGE MATE	06/24/2020	200056	1,269,523.00	1,354,523.00	85,000.00	LINE ITEM TRANSFER	MK
2020 022-622-461	MACHINERY RENTAL	10/10/2019	200005	7,000.00	7,000.00	0.00	LINE ITEM TRANSFER	MK
2020 022-622-800	CONTINGENCY	06/24/2020	200036	185,000.00	100,000.00	85,000.00-	LINE ITEM TRANSFER	MK
EXPENDITURES - R & B PCT.2			TOTAL AMENDMENTS	4	TOTAL CHANGES	.00		
2020 023-370-100	ROAD DAMAGE PAYMEN	04/17/2020	200037	1,000.00	15,600.00-	15,600.00-	INCREASE REV & EXP - R&B#3	MK
TOTAL AMENDMENTS			TOTAL AMENDMENTS	1	TOTAL CHANGES	15,600.00-		
2020 023-371-100	OTHER MISC. REVENU	02/19/2020	200028	1,000.00	4,225.44-	4,225.44-	INCREASE REV AND EXP INSURA	SH
TOTAL AMENDMENTS			TOTAL AMENDMENTS	1	TOTAL CHANGES	4,225.44-		
2020 023-623-103	SALARIES - EMPLOYE	05/14/2020	200045	257,454.35	244,155.81	13,298.54-	LINE ITEM TRANSFER	MK
2020 023-623-110	SALARIES - COMP TI	05/14/2020	200045	1,000.00	13,298.54	13,298.54-	LINE ITEM TRANSFER	MK
2020 023-623-335	ROAD & BRIDGE MATE	10/02/2019	200003	857,232.00	807,232.00	50,000.00-	BUDGET CORRECTION	MK
2020 023-623-335	ROAD & BRIDGE MATE	01/23/2020	200021	807,232.00	807,107.29	124.71-	INCREASE REV & EXP - R&B#3	SH
2020 023-623-335	ROAD & BRIDGE MATE	04/17/2020	200037	807,107.29	822,107.29	15,000.00	INCREASE REV & EXP	MK
2020 023-623-402	CONTRACT SERVICES	10/02/2019	200003	3,500.00	53,500.00	50,000.00-	BUDGET CORRECTION	MK
2020 023-623-440	ELECTRICITY	02/01/2020	200024	17,000.00	16,705.00	295.00-	LINE ITEM TRANSFER	MK
2020 023-623-440	ELECTRICITY	05/01/2020	200024	16,705.00	16,705.00	0.00	LINE ITEM TRANSFER	MK
2020 023-623-441	GAS	01/23/2020	200021	200.00	324.71	124.71	LINE ITEM TRANSFER	SH
2020 023-623-441	GAS	02/05/2020	200024	324.71	569.71	245.00	LINE ITEM TRANSFER	MK
2020 023-623-441	GAS	05/01/2020	200040	569.71	619.71	50.00	LINE ITEM TRANSFER	MK
2020 023-623-451	REPAIR & MAINT-MAC	02/19/2020	200028	70,000.00	74,225.44	4,225.44	INCREASE REV AND EXP INSURA	SH
EXPENDITURES - R & B PCT.3			TOTAL AMENDMENTS	12	TOTAL CHANGES	19,825.44		
2020 024-364-100	SALE OF PROPERTY	12/26/2019	200018	1,000.00	30,000.00-	30,000.00-	INCREASE REV & EXP - SALE O	MK
TOTAL AMENDMENTS			TOTAL AMENDMENTS	1	TOTAL CHANGES	30,000.00-		
2020 024-624-107	SALARIES-EXTRA HEL	07/08/2020	200060	25,000.00	32,500.00	7,500.00	LINE ITEM TRANSFER	MK
2020 024-624-110	SALARIES - COMP TI	07/08/2020	200060	1,000.00	1,000.00	0.00	LINE ITEM TRANSFER	MK
2020 024-624-202	GROUP INSURANCE	07/08/2020	200060	69,601.68	61,101.68	8,500.00-	LINE ITEM TRANSFER	MK
2020 024-624-330	FUEL & LUBRICANTS	07/08/2020	200061	55,000.00	52,500.00-	2,500.00-	LINE ITEM TRANSFER	MK
2020 024-624-335	ROAD & BRIDGE MATE	12/11/2019	200014	767,779.00	737,779.00	30,000.00-	LINE ITEM TRANSFER	MK
2020 024-624-335	ROAD & BRIDGE MATE	12/26/2019	200018	767,779.00	767,779.00	0.00	INCREASE REV & EXP	MK
2020 024-624-335	ROAD & BRIDGE MATE	04/03/2020	200035	767,779.00	766,779.00	1,000.00-	LINE ITEM TRANSFER	MK
2020 024-624-335	ROAD & BRIDGE MATE	05/01/2020	200041	766,779.00	741,779.00	25,000.00-	LINE ITEM TRANSFER	MK
2020 024-624-340	SHOP SUPPLIES & TO	04/03/2020	200035	4,250.00	5,250.00	1,000.00-	LINE ITEM TRANSFER	MK
2020 024-624-340	SHOP SUPPLIES & TO	07/08/2020	200061	5,250.00	7,750.00	2,500.00	LINE ITEM TRANSFER	MK
2020 024-624-571	EQUIPMENT PURCHASE	11/27/2019	200011	200,000.00	200,000.00	0.00	LINE ITEM TRANSFER	MK
2020 024-624-571	EQUIPMENT PURCHASE	12/11/2019	200014	200,000.00	230,000.00	30,000.00	LINE ITEM TRANSFER	MK
2020 024-624-571	EQUIPMENT PURCHASE	05/01/2020	200041	230,000.00	255,000.00	25,000.00	LINE ITEM TRANSFER	MK
2020 024-624-800	CONTINGENCY	11/27/2019	200011	200,000.00	200,000.00	0.00	LINE ITEM TRANSFER	MK
EXPENDITURES - PCT.4			TOTAL AMENDMENTS	14	TOTAL CHANGES	30,000.00		
2020 036-476-103	SALARIES - EMPLOYE	05/01/2020	200042	25,826.00	24,826.00-	1,000.00-	LINE ITEM TRANSFER	MK
2020 036-476-495	MISC. EXPENDITURES	05/01/2020	200042	2,000.00	1,000.00	1,000.00-	LINE ITEM TRANSFER	MK
EXPENDITURES - DA FORER II			TOTAL AMENDMENTS	2	TOTAL CHANGES	.00		
2020 042-650-310	OFFICE SUPPLIES	05/01/2020	200043	2,000.00	1,960.00	40.00-	LINE ITEM TRANSFER	MK
2020 042-650-495	MISCELLANEOUS	05/01/2020	200043	50.00	90.00	40.00-	LINE ITEM TRANSFER	MK

ACCOUNT NUMBER	ACCOUNT NAME	DATE	AMDMT NUMBER	OLD BUDGET AMOUNT	AMENDED BUDGET AMOUNT	AMOUNT OF CHANGE	DESCRIPTION	CLK
EXPENDITURES - LIBRARY			TOTAL AMENDMENTS	2	TOTAL CHANGES	.00		
2020 057-403-407	MICROFILMING	12/23/2019	2000016	200,000.00	150,000.00	50,000.00-	LINE ITEM TRANSFER	MR
2020 057-403-462	OFFICE EQUIPMENT	R 12/23/2019	2000016	.00	50,000.00	50,000.00	LINE ITEM TRANSFER	MR
EXPENDITURES - COUNTY CLERK			TOTAL AMENDMENTS	2	TOTAL CHANGES	.00		
2020 085-319-000	PENALTY/INTEREST	06/10/2020	2000051	10,000.00-	10,020.00-	20.00-	INCREASE REV & EXP - DEBT S	MR
			TOTAL AMENDMENTS	1	TOTAL CHANGES	20.00-		
2020 085-680-690	DEBT SERVICE FEES	06/10/2020	2000051	.00	20.00	20.00	INCREASE REV & EXP - DEBT S	MR
EXPENDITURES - DEBT SERVICE			TOTAL AMENDMENTS	1	TOTAL CHANGES	20.00		
2020 131-333-109	VINE	03/05/2020	2000029	.00	18,618.88-	18,618.88-	INCREASE REV & EXP - VINE G	MR
			TOTAL AMENDMENTS	1	TOTAL CHANGES	18,618.88-		
2020 131-512-310	OFFICE SUPPLIES -	12/23/2019	2000017	10,383.00	9,097.05	1,285.95-	LINE ITEM TRANSFER	MR
2020 131-512-310	OFFICE SUPPLIES -	03/18/2020	2000033	9,097.05	9,597.05	500.00	LINE ITEM TRANSFER	MR
2020 131-512-310	OFFICE SUPPLIES -	06/24/2020	2000057	9,597.05	7,497.05	2,100.00-	LINE ITEM TRANSFER	MR
2020 131-512-312	OFFICE SUPPLIES -	10/02/2019	2000004	2,000.00	7,000.00	5,000.00	BUDGET CORRECTION	MR
2020 131-512-334	OTHER JAIL SUPPLIE	04/03/2020	2000036	2,000.00	1,190.00	810.00-	LINE ITEM TRANSFER	MR
2020 131-512-334	OTHER JAIL SUPPLIE	07/08/2020	2000062	1,190.00	950.24	239.76-	LINE ITEM TRANSFER	MR
2020 131-512-339	UNIFORMS	11/27/2019	2000012	5,500.00	13,000.00	8,000.00	LINE ITEM TRANSFER	MR
2020 131-512-339	UNIFORMS	03/18/2020	2000033	13,000.00	11,845.81	1,154.19-	LINE ITEM TRANSFER	MR
2020 131-512-339	UNIFORMS	03/18/2020	2000033	13,000.00	11,845.81	1,154.19-	LINE ITEM TRANSFER	MR
2020 131-512-339	UNIFORMS	05/17/2020	2000038	11,845.81	11,545.81	300.00-	LINE ITEM TRANSFER	MR
2020 131-512-339	UNIFORMS	05/14/2020	2000046	11,545.81	11,457.06	88.75-	LINE ITEM TRANSFER	MR
2020 131-512-339	UNIFORMS	06/24/2020	2000057	11,457.06	11,357.06	100.00-	LINE ITEM TRANSFER	MR
2020 131-512-402	CONTRACT SERVICES	11/27/2019	2000012	250,000.00	242,000.00	8,000.00-	LINE ITEM TRANSFER	MR
2020 131-512-402	CONTRACT SERVICES	03/05/2020	2000031	1,800.00	2,300.00	500.00	LINE ITEM TRANSFER	MR
2020 131-512-402	CONTRACT SERVICES	03/18/2020	2000033	2,300.00	2,954.19	654.19	LINE ITEM TRANSFER	MR
2020 131-512-402	CONTRACT SERVICES	04/03/2020	2000036	2,954.19	3,764.19	810.00	LINE ITEM TRANSFER	MR
2020 131-512-495	MISCELLANEOUS	04/17/2020	200038	3,764.19	4,064.19	300.00	LINE ITEM TRANSFER	MR
2020 131-512-495	MISCELLANEOUS	05/14/2020	200046	4,064.19	4,152.94	88.75	LINE ITEM TRANSFER	MR
2020 131-512-495	MISCELLANEOUS	06/24/2020	200057	4,152.94	4,352.94	200.00	LINE ITEM TRANSFER	MR
2020 131-512-495	MISCELLANEOUS	07/08/2020	200062	4,352.94	4,592.70	239.76	LINE ITEM TRANSFER	MR
2020 131-512-572	OFFICE EQUIPMENT	12/23/2019	200017	750.00	2,035.95	1,285.95	LINE ITEM TRANSFER	MR
EXPENDITURES - VZC JAIL			TOTAL AMENDMENTS	21	TOTAL CHANGES	5,000.00		
2020 131-513-457	MAINT. & SERVICE	03/05/2020	2000029	.00	18,618.88	18,618.88	INCREASE REV & EXP - VINE G	MR
			TOTAL AMENDMENTS	1	TOTAL CHANGES	18,618.88		
2020 132-352-400	GRANT PROCEEDS	02/05/2020	2000025	.00	73,000.00-	73,000.00-	INCREASE REV & EXP - SO GRA	MR
			TOTAL AMENDMENTS	1	TOTAL CHANGES	73,000.00-		
2020 132-367-000	GENERAL DONATION V	02/19/2020	2000027	.00	2,000.00-	2,000.00-	INCREASE REV AND EXP FOR AM	SH
			TOTAL AMENDMENTS	1	TOTAL CHANGES	2,000.00-		
2020 132-560-337	LAW ENFORCEMENT SU	02/19/2020	2000027	14,500.00	16,500.00	2,000.00	INCREASE REV AND EXP FOR AM	SH
2020 132-560-427	TRAINING	03/05/2020	200032	5,000.00	7,500.00	2,500.00	LINE ITEM TRANSFER	MR
2020 132-560-428	TRAVEL	03/05/2020	200032	5,000.00	2,500.00	2,500.00-	LINE ITEM TRANSFER	MR
2020 132-560-574	GRANT EQUIPMENT	02/05/2020	200025	.00	73,000.00	73,000.00	INCREASE REV & EXP - SO GRA	MR
EXPENDITURES - SHERIFF OFFICE			TOTAL AMENDMENTS	4	TOTAL CHANGES	75,000.00		
2020 541-344-104	DRUG TESTING	11/19/2019	200009	.00	21,000.00-	21,000.00-	LINE ITEM TRANS - ADULT BAI	MR
2020 541-344-105	GLOBAL POSITIONING	11/19/2019	200009	.00	21,000.00-	21,000.00-	LINE ITEM TRANS - ADULT BAI	MR

ACCOUNT NUMBER	ACCOUNT NAME	DATE	AMDMT NUMBER	OLD BUDGET AMOUNT	AMENDED BUDGET AMOUNT	AMOUNT OF CHANGE	DESCRIPTION	CLK
2020 544-574-419	PROFESSIONAL FEES	11/19/2019	200010	.00	337.00	337.00	LINE ITEM TRANS - ADULT BA2	MK
2020 544-574-572	EQUIPMENT	11/19/2019	200010	337.00	.00	337.00-	LINE ITEM TRANS - ADULT BA2	MK
EXPENDITURES - OFFENDER			TOTAL AMENDMENTS	TOTAL	CHANGES	.00		
2020 546-582-310	OFFICE SUPPLIES	07/17/2020	200063	4,500.00	5,700.00	1,200.00	LOCAL PROBATION ADJUSTMENT	MK
2020 546-582-420	TELEPHONE	07/17/2020	200063	3,150.00	3,250.00	100.00	LOCAL PROBATION ADJUSTMENT	MK
2020 546-582-484	RECOGNITION/INCENT	07/17/2020	200063	1,200.00	700.00	500.00-	LOCAL PROBATION ADJUSTMENT	MK
2020 546-582-495	MISCELLANEOUS	07/17/2020	200063	1,600.00	800.00	800.00-	LOCAL PROBATION ADJUSTMENT	MK
EXPENDITURES - JUV LOCAL			TOTAL AMENDMENTS	TOTAL	CHANGES	.00		
2020 546-587-310	OFFICE SUPPLIES	07/17/2020	200064	9,000.00	11,700.00	2,700.00	LOCAL RESIDENTIAL ADJUSTMEN	MK
2020 546-587-418	MEDICAL COSTS	07/17/2020	200064	1,200.00	1,500.00	300.00	LOCAL RESIDENTIAL ADJUSTMEN	MK
2020 546-587-441	GAS	07/17/2020	200064	4,450.00	500.00	50.00	LOCAL RESIDENTIAL ADJUSTMEN	MK
2020 546-587-572	OFFICE EQUIPMENT	07/17/2020	200064	28,000.00	24,950.00	3,050.00-	LOCAL RESIDENTIAL ADJUSTMEN	MK
EXPENDITURES DETENTION LOCAL			TOTAL AMENDMENTS	TOTAL	CHANGES	.00		
2020 547-333-110	STATE AID - JUV GR	06/04/2020	200047	320,994.00-	350,036.00-	29,042.00-	INCREASE REV & EXP - JUV BA	MK
2020 547-333-114	GRANT R - ALLOCATI	10/31/2019	200008	7,812.00-	7,812.50-	29,042.50-	JUVENILE BA #3	MK
EXPENDITURES - JUCP PROBATION			TOTAL AMENDMENTS	TOTAL	CHANGES	29,042.50-		
2020 547-581-412	NON RESIDENTIAL SRV	09/18/2019	200002	.00	4,960.00	4,960.00	JUV GRANT R INCREASE	MK
2020 547-581-414	MH COUNSELLING - R	10/31/2019	200008	7,812.00	7,812.50	50.00	JUVENILE BA #3	MK
2020 547-581-432	PSYCHOLOGICAL -R A	06/04/2020	200047	.00	4,500.00	4,500.00	INCREASE REV & EXP - JUV BA	MK
2020 547-581-572	OFFICE EQUIPMENT	06/04/2020	200047	.00	10,121.28	10,121.28	INCREASE REV & EXP - JUV BA	MK
EXPENDITURES - JUCP PROBATION			TOTAL AMENDMENTS	TOTAL	CHANGES	19,581.78		
2020 547-587-103	SALARIES - EMPLOYE	06/04/2020	200047	96,768.00	111,188.72	14,420.72	INCREASE REV & EXP - JUV BA	MK
2020 547-587-411	RESIDENTIAL SERVIC	09/18/2019	200001	.00	1,017.48	1,017.48	JUV GRANT A INCREASE	MK
EXPENDITURES - JUCP RESIDENTIA			TOTAL AMENDMENTS	TOTAL	CHANGES	15,438.20		
2020 549-585-414	MENTAL HEALTH COUN	12/26/2019	200019	8,551.00	5,555.00	2,996.00-	JUV BUDGET ADJUSTMENT	MK
2020 549-585-416	PSYCHO EVAL	12/26/2019	200019	.00	2,996.00	2,996.00-	JUV BUDGET ADJUSTMENT	MK
EXPENDITURES - CCP PROBATION			TOTAL AMENDMENTS	TOTAL	CHANGES	.00		
2020 556-333-118	GRANT PROCEEDS	12/11/2019	200015	.00	83,593.00-	83,593.00-	JUV BA #4	MK
EXPENDITURES - JUCP PROBATION			TOTAL AMENDMENTS	TOTAL	CHANGES	83,593.00-		
2020 556-582-103	SALARIES - EMPLOYE	12/11/2019	200015	.00	24,319.00	24,319.00	JUV BA #4	MK
2020 556-582-411	PROGRAM OR SERVICE	12/11/2019	200015	.00	57,200.00	57,200.00	JUV BA #4	MK
2020 556-582-572	EQUIPMENT	12/11/2019	200015	.00	2,074.00	2,074.00	JUV BA #4	MK
EXPENDITURES - JUCP PROBATION			TOTAL AMENDMENTS	TOTAL	CHANGES	83,593.00		
2020 567-435-311	POSTAGE	06/10/2020	200050	500.00	800.00	300.00	LINE ITEM TRANSFER	MK
2020 567-435-495	MISC	01/23/2020	200022	100.00	48.22	51.78-	LINE ITEM TRANSFER	SH
2020 567-435-571	EQUIPMENT PURCHASE	06/10/2020	200050	40,000.00	39,700.00	300.00-	LINE ITEM TRANSFER	MK
2020 567-435-572	OFFICE EQUIPMENT	01/23/2020	200022	1,500.00	1,551.78	51.78	LINE ITEM TRANSFER	SH
EXPENDITURES - JUCP PROBATION			TOTAL AMENDMENTS	TOTAL	CHANGES	.00		
2020 809-476-103	SALARIES - EMPLOYE	02/05/2020	200026	.00	5,000.00	5,000.00	INCREASE SALARY - DA PRETRI	MK
2020 809-476-201	SOCIAL SECURITY TA	02/05/2020	200026	.00	385.00	385.00	INCREASE SALARY - DA PRETRI	MK
2020 809-476-203	RETIREMENT	02/05/2020	200026	.00	409.00	409.00	INCREASE SALARY - DA PRETRI	MK
2020 809-476-204	WORKERS COMPENSATI	02/05/2020	200026	.00	15.00	15.00	INCREASE SALARY - DA PRETRI	MK
2020 809-476-206	UNEMPLOYMENT INSUR	02/05/2020	200026	.00	16.00	16.00	INCREASE SALARY - DA PRETRI	MK

ACCOUNT NUMBER	ACCOUNT NAME	DATE	AMDMT NUMBER	OLD BUDGET AMOUNT	AMENDED BUDGET AMOUNT	AMOUNT OF CHANGE	DESCRIPTION	CLK
2020 809-476-427	TRAINING EXPENDITURES - PRETRIAL INTERV	02/05/2020	200026	40,000.00	34,175.00	5,825.00-	INCREASE SALARY - DA PRETRI	MK
			TOTAL AMENDMENTS	6	TOTAL CHANGES	.00		
2020 815-352-400	GRANT PROCEEDS	06/10/2020	200052	1.00	445,907.00-	445,907.00-	INCREASE REV & EXP - COVID	MK
			TOTAL AMENDMENTS	1	TOTAL CHANGES	445,907.00-		
2020 815-630-111	COVID - 19 PAYROLL	06/10/2020	200052	.00	50,000.00	50,000.00	INCREASE REV & EXP - COVID	MK
2020 815-630-111	COVID - 19 PAYROLL	06/12/2020	1	50,000.00	50,000.00-	50,000.00-	ACCOUNTS/H/B 815-630-103	SH
2020 815-630-332	PUBLIC HEALTH CONTRACT EXPENSE	06/10/2020	200052	.00	295,907.00	295,907.00	INCREASE REV & EXP - COVID	MK
2020 815-630-402	MISC/OTHER EXPENSE	06/10/2020	200052	.00	50,000.00	50,000.00	INCREASE REV & EXP - COVID	MK
2020 815-630-495	MISC/OTHER EXPENSE	06/10/2020	200052	.00	50,000.00	50,000.00	INCREASE REV & EXP - COVID	MK
			TOTAL AMENDMENTS	5	TOTAL CHANGES	395,907.00		



P.O. Box 3188 • Longview, Texas 75606 • 903-237-5500

MEMBER FDIC

EQUAL HOUSING LENDER



Return Service Requested

Date 6/30/20
PRIMARY ACCOUNT
ENCLOSURES

Page 1
367



TXBT VAN ZANDT COUNTY
FINANCIAL CLEARING
121 E DALLAS RM 101
CANTON TX 75103

CHECKING ACCOUNT

PUBLIC FUNDS CHECKING
ACCOUNT NUMBER
PREVIOUS BALANCE 1,543,714.29
31 DEPOSITS 1,941,883.51
374 CHECKS/DEBITS 2,366,830.50
SERVICE CHARGE .00
INTEREST PAID .00
CURRENT BALANCE 1,118,767.30
NUMBER OF ENCLOSURES 367
Statement Dates 6/01/20 thru 6/30/20
DAYS IN STATEMENT PERIOD 30
AVERAGE LEDGER 912,322.37
AVERAGE COLLECTED 909,719.02

DEPOSITS AND OTHER CREDITS

Table with 3 columns: Date, Description, Amount. Rows include deposits and payments from 6/01 to 6/18.



NO INS

TXBT-021-018740-001-020-200701 018844 X06
75103149626



Date 6/30/20  
 PRIMARY ACCOUNT  
 ENCLOSURES

Page 2  
 [REDACTED]  
 367

VAN ZANDT COUNTY  
 FINANCIAL CLEARING  
 121 E DALLAS RM 101  
 CANTON TX 75103

PUBLIC FUNDS CHECKING

[REDACTED] (continued)

DEPOSITS AND OTHER CREDITS

Date	Description	Amount
6/19	DEPOSIT	172.18
6/22	INV-PAYMTS TX DIV EMER MGMT CTX	8,550.00
6/22	DEPOSIT	4,232.15
6/23	INV-PAYMTS HEALTH HUMAN SVC CTX	22.00
6/23	DEPOSIT	102,464.86
6/24	DEPOSIT	1,432.82
6/25	WIRE TRANSFER CREDIT VAN ZANDT COUNTY FINANCIAL CLEARING FUND ATTN KENNY EDWARDS 121 E DALLAS ST STE 101 FEDERATED SERVICES COMPANY FEDERATED INVESTORS TOWER PITTSBURGH PA 152223 20200625A1q002cc003754 20200625MMQFMPJR000050 06251328FT03	1,000,000.00
6/25	INV-PAYMTS JUVENILE JUSTICE CTX	29,042.00
6/25	INV-PAYMTS JUVENILE JUSTICE CTX	51,180.08
6/26	DEPOSIT	59,625.72
6/29	DEPOSIT	21,595.15
6/30	DEPOSIT	5,368.70

WITHDRAWALS AND OTHER DEBITS

Date	Description	Amount
6/01	CHILDSUPP Texas SDU CCD 201500001589597	506.62-
6/01	PAYMENTS NATIONWIDE PPD	2,925.00-
6/02	REF: [REDACTED] VAN ZANDT COUNTY WIRE TRANSFER DEBIT TEXAS CLASS	400,000.00-

TXBT-021-018740-001-020-200701 018844 X06



VAN ZANDT COUNTY  
FINANCIAL CLEARING  
121 E DALLAS RM 101  
CANTON TX 75103

PUBLIC FUNDS CHECKING [REDACTED] (Continued)

WITHDRAWALS AND OTHER DEBITS		
Date	Description	Amount
6/02	INSURANCE AFLAC CCD 0XH48785022	7,387.62-
6/08	PAYMENT VISA \WEB	140.72-
6/09	Transf to Jury Clearing Jury checks Confirmation number 609200110	480.00-
6/09	Transf to Debt Services Debt Service Transfer Confirmation number 609200111	17,032.89-
6/11	Transf to Payroll Clearing Payroll 6/12/2020 Confirmation number 611200095	219,130.25-
6/12	USATAXPYMT IRS CCD 220056420317010	62,872.99-
6/15	CHILDSUPP Texas SDU CCD 201640001607745	506.62-
6/15	PAYMENTS NATIONWIDE PPD	2,925.00-
6/15	RECEIVABLE TEXAS COUNTY DRS CCD 0333	130,874.11-
6/24	REF: VAN ZANDT COUNTY CSCD 023 WIRE TRANSFER DEBIT TDCJ	4,853.87-
6/24	Transf to Payroll Clearing Payroll 6/26/2020 Confirmation number 624200099	218,790.93-
6/25	PAYMENT BANKCARD \TEL	3,146.34-
6/26	Transf to Payroll Clearing Live PR ck 025891 Confirmation number 626200075	401.09-
6/26	PAYMENTS NATIONWIDE PPD	2,925.00-
6/26	FLEET DEBI WEX INC CCD 9100000739575	5,226.49-
6/26	USATAXPYMT IRS CCD 220057855957059	62,918.59-
6/29	Transf to Payroll Clearing Live PR CK 25892	482.46-



Date 6/30/20  
 PRIMARY ACCOUNT  
 ENCLOSURES

Page 4  
 [REDACTED]  
 367

VAN ZANDT COUNTY  
 FINANCIAL CLEARING  
 121 E DALLAS RM 101  
 CANTON TX 75103

PUBLIC FUNDS CHECKING

[REDACTED] (Continued)

WITHDRAWALS AND OTHER DEBITS		
Date	Description	Amount
	Confirmation number 629200133	
6/29	USATAXPYMT IRS CCD 220058183900616	71.90-
6/29	CHILDSUPP Texas SDU CCD 201780001623423	865.70-
6/30	USATAXPYMT IRS CCD 220058215695730	92.93-
6/30	PAYMENT VISA \WEB	194.96-
6/30	INSURANCE AFLAC CCD 0XH48169856	7,186.06-

CHECKS IN NUMERICAL ORDER

Date	Check No	Amount	Date	Check No	Amount
6/25	69890	78.75	6/02	70950*	3,113.86
6/02	70325*	60.48	6/15	70951	27.20
6/02	70624*	239.70	6/09	70952	3.66
6/04	70628*	56.27	6/10	70953	300.00
6/02	70693*	24.70	6/18	70954	59.88
6/16	70699*	650.00	6/15	70955	192.33
6/02	70757*	50.00	6/01	70956	5,729.15
6/01	70781*	1,195.00	6/02	70957	105.00
6/02	70787*	30.99	6/08	70958	489.55
6/04	70793*	935.00	6/16	70959	650.00
6/04	70808*	52.49	6/01	70960	462.56
6/02	70820*	1,200.00	6/03	70961	557.60
6/09	70821	25.66	6/03	70962	1,056.00
6/16	70831*	1,775.00	6/02	70963	592.10
6/08	70844*	630.85	6/03	70964	6,743.09
6/01	70847*	90.00	6/03	70965	246.51
6/01	70855*	1,201.06	6/18	70966	37.71
6/03	70876*	23.50	6/02	70967	193.90
6/08	70882*	14.00	6/04	70968	200.88
6/03	70888*	462.00	6/01	70969	120.00
6/01	70895*	1,201.06	6/03	70970	245.00
6/08	70938*	1,705.00	6/05	70971	125.00
6/25	70946*	7.50	6/01	70972	1,107.27

\* Indicates break in check number sequence

TXBT-021-018740-001-020-200701 018844 X06

VAN ZANDT COUNTY  
 FINANCIAL CLEARING  
 121 E DALLAS RM 101  
 CANTON TX 75103

PUBLIC FUNDS CHECKING

[REDACTED] (Continued)

CHECKS IN NUMERICAL ORDER					
Date	Check No	Amount	Date	Check No	Amount
6/03	70973	500.00	6/01	71013	415.92
6/03	70974	19.20	6/01	71014	3,154.20
6/01	70975	294.00	6/05	71015	167.50
6/04	70976	250.00	6/05	71016	45.00
6/03	70977	7,337.61	6/01	71017	1,467.60
6/01	70978	7,872.00	6/02	71018	61.91
6/04	70979	75.00	6/09	71019	299.45
6/02	70980	226.68	6/02	71020	17,335.00
6/08	70981	543.00	6/05	71021	1,445.65
6/02	70982	750.00	6/02	71022	750.00
6/02	70983	948.00	6/03	71024*	500.00
6/03	70984	25.54	6/22	71025	110.00
6/05	70985	4,000.00	6/08	71026	300.00
6/03	70986	49.00	6/25	71027	60.00
6/02	70987	918.64	6/03	71028	877.00
6/02	70988	931.50	6/02	71029	56,601.00
6/02	70989	3,876.07	6/02	71030	53,034.56
6/01	70990	50.00	6/04	71031	12.00
6/02	70991	318.52	6/05	71032	75.00
6/02	70992	1,151.01	6/05	71033	774.18
6/02	70993	105.18	6/05	71034	64.38
6/03	70994	143.79	6/05	71035	49.93
6/01	70995	40.72	6/01	71036	243.04
6/02	70996	3,612.38	6/03	71037	2,920.32
6/03	70997	1,208.68	6/02	71039*	151.96
6/03	70998	3,753.90	6/03	71040	150.00
6/02	70999	500.00	6/02	71041	126.93
6/03	71000	46.73	6/02	71042	87.00
6/03	71001	4,689.12	6/02	71043	50.36
6/03	71002	6,729.50	6/09	71044	2,156.78
6/01	71003	187.00	6/03	71045	32.02
6/08	71004	25.00	6/03	71046	397.77
6/02	71006*	2,814.00	6/02	71047	12,403.98
6/04	71007	140.85	6/02	71048	30,936.66
6/29	71008	376.70	6/04	71049	250.00
6/02	71009	12,200.00	6/02	71050	188.03
6/04	71010	4,533.18	6/03	71051	296.72
6/04	71011	1,352.34	6/04	71052	67.44
6/02	71012	3,683.02	6/16	71053	1,400.00

\* Indicates break in check number sequence



VAN ZANDT COUNTY  
 FINANCIAL CLEARING  
 121 E DALLAS RM 101  
 CANTON TX 75103

PUBLIC FUNDS CHECKING

[REDACTED] (Continued)

CHECKS IN NUMERICAL ORDER

Date	Check No	Amount	Date	Check No	Amount
6/03	71055*	314.78	6/11	71098	638.60
6/18	71056	38.84	6/12	71099	550.11
6/02	71058*	2,604.70	6/10	71100	270.63
6/02	71059	165.45	6/12	71101	158.21
6/02	71060	621.22	6/10	71102	930.00
6/04	71061	50.00	6/10	71103	25.00
6/03	71062	993.04	6/12	71104	88.22
6/08	71063	238.25	6/12	71105	189.67
6/03	71064	24.66	6/11	71106	597.60
6/02	71065	955.04	6/17	71107	3,187.50
6/03	71066	384.60	6/10	71108	84.50
6/08	71067	5,667.88	6/16	71109	1,055.04
6/03	71068	76.41	6/18	71110	1,015.77
6/03	71069	120,269.26	6/22	71111	1,800.66
6/09	71070	29.40	6/15	71112	33.99
6/09	71071	420.27	6/19	71113	77.99
6/09	71072	1,847.83	6/17	71114	125.00
6/15	71074*	249.19	6/15	71115	85.00
6/12	71075	77.15	6/11	71116	15,112.97
6/12	71076	43.55	6/15	71117	63.71
6/09	71077	3,389.15	6/18	71118	1,896.01
6/11	71078	546.63	6/18	71119	278.00
6/10	71079	43.14	6/22	71120	975.00
6/12	71080	149.69	6/16	71121	341.42
6/10	71081	423.76	6/16	71122	1,840.00
6/10	71082	1,357.83	6/16	71123	2,652.77
6/12	71083	163.17	6/17	71124	67.58
6/10	71084	338.40	6/11	71125	4.50
6/16	71085	31.39	6/16	71126	600.53
6/10	71086	38.95	6/24	71127	1,785.00
6/10	71087	49.95	6/15	71128	257.74
6/10	71088	34.01	6/19	71129	94.38
6/15	71089	34.88	6/15	71130	320.20
6/10	71090	304.23	6/17	71131	527.18
6/16	71091	312.80	6/16	71132	199.80
6/10	71093*	62.02	6/15	71133	43.15
6/11	71094	1,149.00	6/23	71134	401.78
6/11	71096*	9.87	6/17	71135	3,105.36
6/10	71097	120.80	6/16	71136	430.00

\* Indicates break in check number sequence

VAN ZANDT COUNTY  
FINANCIAL CLEARING  
121 E DALLAS RM 101  
CANTON TX 75103

PUBLIC FUNDS CHECKING

[REDACTED] (continued)

CHECKS IN NUMERICAL ORDER

Date	Check No	Amount	Date	Check No	Amount
6/22	71137	342.42	6/17	71179	3,510.00
6/15	71138	900.00	6/18	71180	46.65
6/24	71139	1,320.03	6/29	71181	126.00
6/24	71140	172.84	6/24	71182	52.12
6/18	71141	12.81	6/15	71183	2,965.27
6/23	71143*	680.00	6/11	71184	126.50
6/18	71144	2,538.21	6/22	71185	324.00
6/16	71145	70.00	6/23	71186	144.95
6/19	71146	8,043.75	6/16	71187	154.88
6/22	71147	600.53	6/17	71188	168.41
6/18	71149*	4,956.00	6/15	71189	55.24
6/16	71150	300.00	6/15	71191*	695.65
6/29	71151	114.67	6/17	71192	1,679.92
6/18	71152	2,831.70	6/22	71193	100.00
6/16	71154*	202.00	6/16	71194	58,629.31
6/15	71155	435.99	6/16	71195	33.16
6/16	71156	750.00	6/17	71196	1,010.00
6/15	71157	239.50	6/17	71197	571.04
6/16	71158	241.97	6/17	71198	122.07
6/16	71159	7.00	6/17	71199	2,897.54
6/16	71160	53.17	6/16	71200	792.53
6/17	71161	262.33	6/18	71201	119,744.51
6/16	71162	1,000.00	6/17	71202	50.00
6/17	71163	1,045.00	6/15	71203	50.03
6/22	71164	245.32	6/15	71204	600.53
6/17	71165	645.00	6/17	71205	31.30
6/16	71166	40.00	6/17	71206	966.19
6/16	71167	375.00	6/16	71207	27,890.76
6/16	71168	500.00	6/16	71208	7,515.69
6/17	71169	281.25	6/12	71209	59,625.72
6/17	71170	4,549.00	6/22	71210	175.83
6/16	71171	326.20	6/23	71211	6,128.39
6/18	71172	16.50	6/23	71212	90.00
6/11	71173	300.00	6/19	71213	49.95
6/17	71174	373.16	6/23	71214	4,878.00
6/17	71175	150.00	6/22	71215	570.00
6/16	71176	600.53	6/22	71216	138.00
6/16	71177	100.00	6/19	71217	12.74
6/16	71178	600.53	6/19	71218	350.00

\* Indicates break in check number sequence



VAN ZANDT COUNTY  
 FINANCIAL CLEARING  
 121 E DALLAS RM 101  
 CANTON TX 75103

PUBLIC FUNDS CHECKING

[REDACTED] (Continued)

CHECKS IN NUMERICAL ORDER

Date	check No	Amount	Date	check No	Amount
6/22	71221*	41.56	6/29	71284	43.44
6/25	71223*	520.99	6/30	71286*	8,179.74
6/23	71224	707.54	6/29	71290*	120.00
6/23	71225	80.78	6/30	71297*	122.82
6/22	71226	544.35	6/30	71299*	2,000.00
6/23	71227	423.81	6/29	71301*	6,240.82
6/24	71228	1,495.45	6/30	71303*	1,236.51
6/19	71229	18.67	6/30	71305*	310.40
6/23	71230	8,402.83	6/30	71308*	4,262.86
6/22	71231	286.64	6/29	71309	1,254.92
6/23	71232	324.09	6/29	71310	692.32
6/23	71233	190.49	6/29	71315*	1,550.31
6/23	71234	174.00	6/30	71318*	65.99
6/19	71235	29.52	6/30	71320*	2,000.00
6/24	71236	151.96	6/30	71322*	120,793.62
6/30	71237	300.81	6/30	71323	396.00
6/30	71238	357.40	6/29	71325*	282.80
6/30	71240*	1,734.01	6/30	71328*	148.82
6/30	71241	71.03	6/24	71332*	1,000.00
6/29	71243*	445.00	6/30	71334*	21.99
6/29	71245*	4,427.60	6/26	71338*	111.00
6/29	71250*	767.34	6/30	71339	122,735.52
6/30	71254*	1,161.15	6/30	71340	18,907.91
6/30	71258*	1,190.00	6/30	71342*	200.43
6/29	71262*	200.00	6/26	71346*	59,625.72
6/30	71267*	975.00	6/30	71348*	49.95
6/29	71268	340.57	6/29	71349	48.26
6/29	71271*	194.19	6/29	71351*	11.00
6/30	71273*	350.00	6/30	71352	150.00
6/29	71274	120.45	6/30	71354*	19.90
6/30	71277*	5,812.33	6/30	71356*	2,033.64
6/30	71278	31.52	6/30	71358*	917.09
6/30	71280*	665.97	6/30	71359	50.00
6/29	71282*	130.41	6/30	71368*	24.66
6/30	71283	1,975.00			

\* Indicates break in check number sequence

Date 6/30/20  
PRIMARY ACCOUNT  
ENCLOSURES

Page 9  
[REDACTED]  
367

VAN ZANDT COUNTY  
FINANCIAL CLEARING  
121 E DALLAS RM 101  
CANTON TX 75103

PUBLIC FUNDS CHECKING

[REDACTED] (Continued)

DAILY BALANCE INFORMATION					
Date	Balance	Date	Balance	Date	Balance
6/01	1,518,046.94	6/11	878,454.41	6/23	640,799.38
6/02	901,989.79	6/12	831,662.20	6/24	412,610.00
6/03	740,916.44	6/15	714,654.97	6/25	1,489,018.50
6/04	827,222.47	6/16	656,357.15	6/26	1,417,436.33
6/05	856,782.07	6/17	659,283.89	6/29	1,420,124.62
6/08	1,098,742.25	6/18	562,916.16	6/30	1,118,767.30
6/09	1,073,846.30	6/19	554,411.34		
6/10	1,114,105.75	6/22	560,939.18		

END OF STATEMENT

TexPool Participant Services  
 1001 Texas Avenue, Suite 1150  
 Houston, TX 77002



**TEXAS TRUST**  
 TEXAS TREASURY SAFEKEEPING TRUST COMPANY  
 COMPTROLLER GLENN HEGAR, CHAIRMAN

# Participant Statement

VAN ZANDT COUNTY  
 FINANCIAL CLEARING FUND  
 ATTN KENNY EDWARDS  
 121 E DALLAS ST STE 101  
 CANTON TX 75103-1496

Statement Period **06/01/2020 - 06/30/2020**

Page 1 of 2

Customer Service **1-866-TEX-POOL**  
 Location ID **[REDACTED]**  
 Investor ID **[REDACTED]**

## TexPool Update

Visit the newly updated TexPool.com! Our new site is more dynamic, intuitive and engaging, and offers an ideal user experience across any device. We invite you to check it out and experience the many upgrades.

## TexPool Summary

Pool Name	Beginning Balance	Total Deposits	Total Withdrawals	Total Interest	Current Balance	Average Balance
Texas Local Government Investment Pool	\$14,930,648.57	\$0.00	\$1,000,000.00	\$2,621.30	\$13,933,269.87	\$14,730,735.95
<b>Total Dollar Value</b>	<b>\$14,930,648.57</b>	<b>\$0.00</b>	<b>\$1,000,000.00</b>	<b>\$2,621.30</b>	<b>\$13,933,269.87</b>	

## Portfolio Value

Pool Name	Pool/Account	Market Value (06/01/2020)	Share Price (06/30/2020)	Shares Owned (06/30/2020)	Market Value (06/30/2020)
Texas Local Government Investment Pool	[REDACTED]	\$14,930,648.57	\$1.00	13,933,269.870	\$13,933,269.87
<b>Total Dollar Value</b>		<b>\$14,930,648.57</b>			<b>\$13,933,269.87</b>

## Interest Summary

Pool Name	Pool/Account	Month-to-Date Interest	Year-to-Date Interest
Texas Local Government Investment Pool	[REDACTED]	\$2,621.30	\$56,718.93
<b>Total</b>		<b>\$2,621.30</b>	<b>\$56,718.93</b>





## Transaction Detail

**Texas Local Government Investment Pool**

Participant: VAN ZANDT COUNTY

Pool/Account: 

Transaction Date	Settlement Date	Transaction Description	Transaction Dollar Amount	Share Price	Shares This Transaction	Shares Owned
06/01/2020	06/01/2020	BEGINNING BALANCE	\$14,930,648.57	\$1.00		14,930,648.570
06/25/2020	06/25/2020	WITHDRAWAL	\$1,000,000.00-	\$1.00	1,000,000.000-	13,930,648.570
06/30/2020	06/30/2020	MONTHLY POSTING	\$2,621.30	\$1.00	2,621.300	13,933,269.870
Account Value as of 06/30/2020			\$13,933,269.87	\$1.00		13,933,269.870



Summary Statement

June 2020

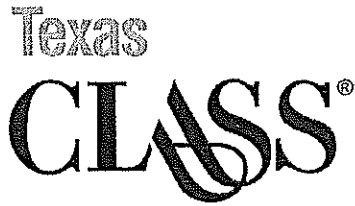
**Van Zandt County**

121 East Dallas Street, Room 101  
Canton, TX 75103

**TXCLASS**

Average Monthly Yield: 0.59%

	Beginning Balance	Contributions	Withdrawals	Income Earned	Income Earned YTD	Average Daily Balance	Month End Balance
██████████ FINANCIAL CLEARING	1,007,531.44	400,000.00	0.00	673.93	4,375.42	1,394,557.51	1,408,205.37
<b>Total</b>	<b>1,007,531.44</b>	<b>400,000.00</b>	<b>0.00</b>	<b>673.93</b>	<b>4,375.42</b>	<b>1,394,557.51</b>	<b>1,408,205.37</b>



Account Statement

June 2020

**Van Zandt County**

121 East Dallas Street, Room 101  
Canton, TX 75103

TXCLASS [REDACTED]

**Summary**

Average Monthly Yield: 0.59%

	Beginning Balance	Contributions	Withdrawals	Income Earned	Average Daily Balance	Month End Balance
[REDACTED] FINANCIAL CLEARING	1,007,531.44	400,000.00	0.00	673.93	1,394,557.51	1,408,205.37

**Transactions**

Transaction Date	Transaction Description	Contributions & Income Earned	Withdrawals	Balance	Transaction Number
06/01/2020	Beginning Balance			1,007,531.44	
06/02/2020	Contribution	400,000.00			TXT12577490
06/30/2020	Income Earned For The Period	673.93			
06/30/2020	Ending Balance			1,408,205.37	



## Daily Rates

June 2020

### TXCLASS

Date	Dividend Rate	Daily Yield
01-Jun-20	0.000016968	0.62%
02-Jun-20	0.000017062	0.62%
03-Jun-20	0.000016904	0.62%
04-Jun-20	0.000016864	0.62%
05-Jun-20	0.000016533	0.61%
06-Jun-20	0.000016533	0.61%
07-Jun-20	0.000016533	0.61%
08-Jun-20	0.000016533	0.61%
09-Jun-20	0.000016418	0.60%
10-Jun-20	0.000016402	0.60%
11-Jun-20	0.000016203	0.59%
12-Jun-20	0.000016147	0.59%
13-Jun-20	0.000016147	0.59%
14-Jun-20	0.000016147	0.59%
15-Jun-20	0.000016087	0.59%
16-Jun-20	0.000016053	0.59%
17-Jun-20	0.000016093	0.59%
18-Jun-20	0.000016014	0.59%
19-Jun-20	0.000015836	0.58%
20-Jun-20	0.000015836	0.58%
21-Jun-20	0.000015836	0.58%
22-Jun-20	0.000015773	0.58%
23-Jun-20	0.000015524	0.57%
24-Jun-20	0.000015451	0.57%
25-Jun-20	0.000015576	0.57%
26-Jun-20	0.000015628	0.57%
27-Jun-20	0.000015628	0.57%
28-Jun-20	0.000015628	0.57%
29-Jun-20	0.000015869	0.58%
30-Jun-20	0.000015267	0.56%